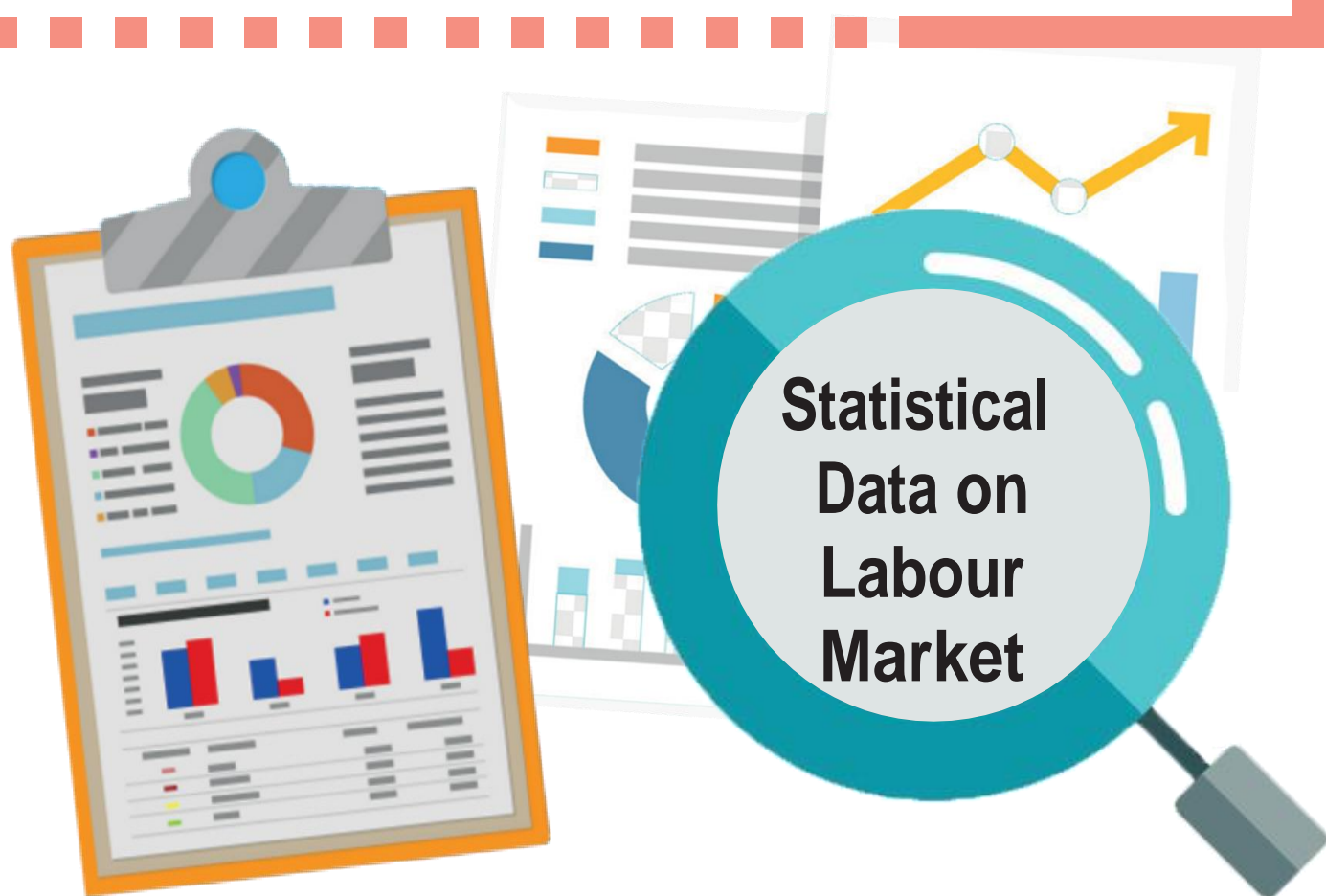


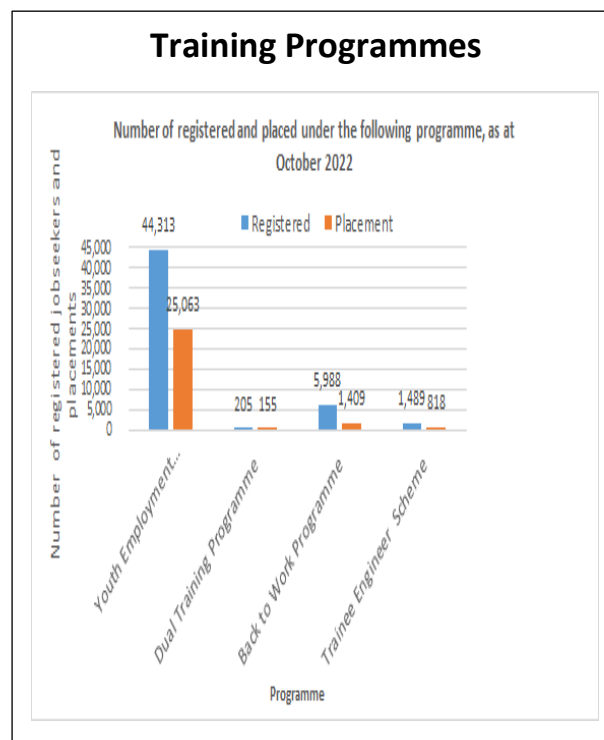
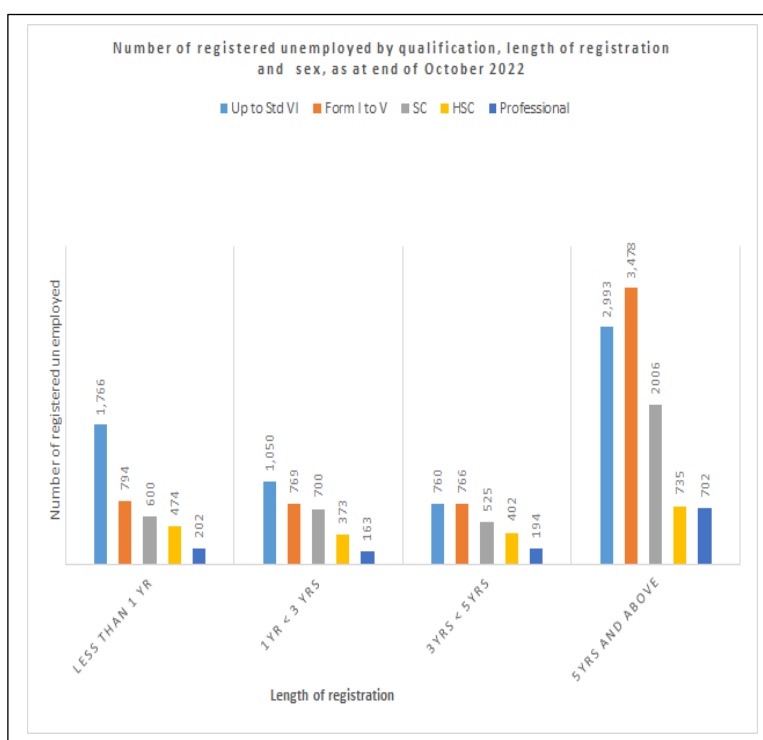
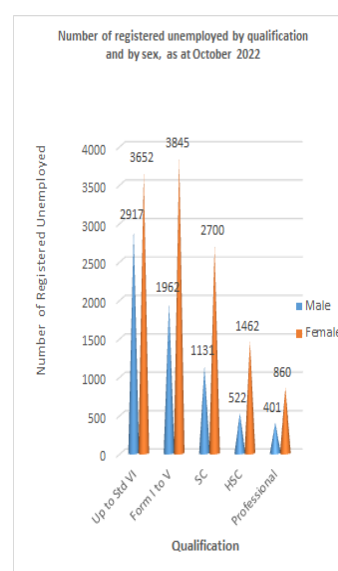
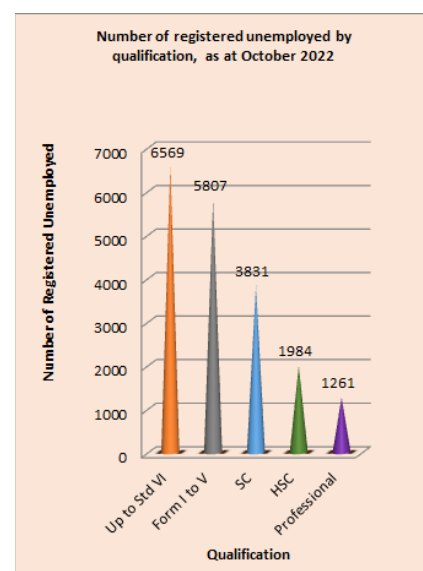
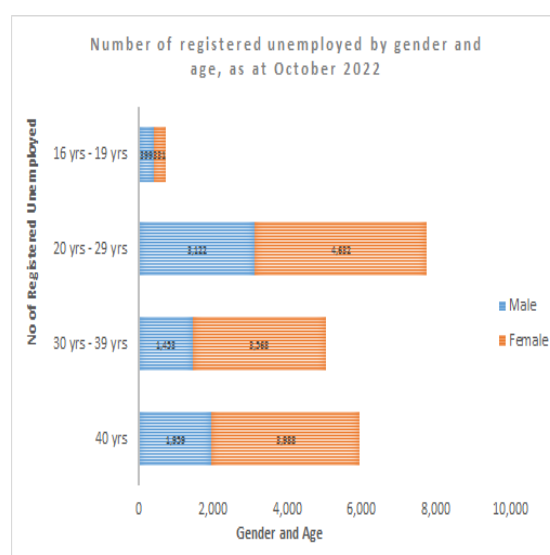
NATIONAL EMPLOYMENT DEPARTMENT  
MONTHLY BULLETIN  
OCTOBER 2022



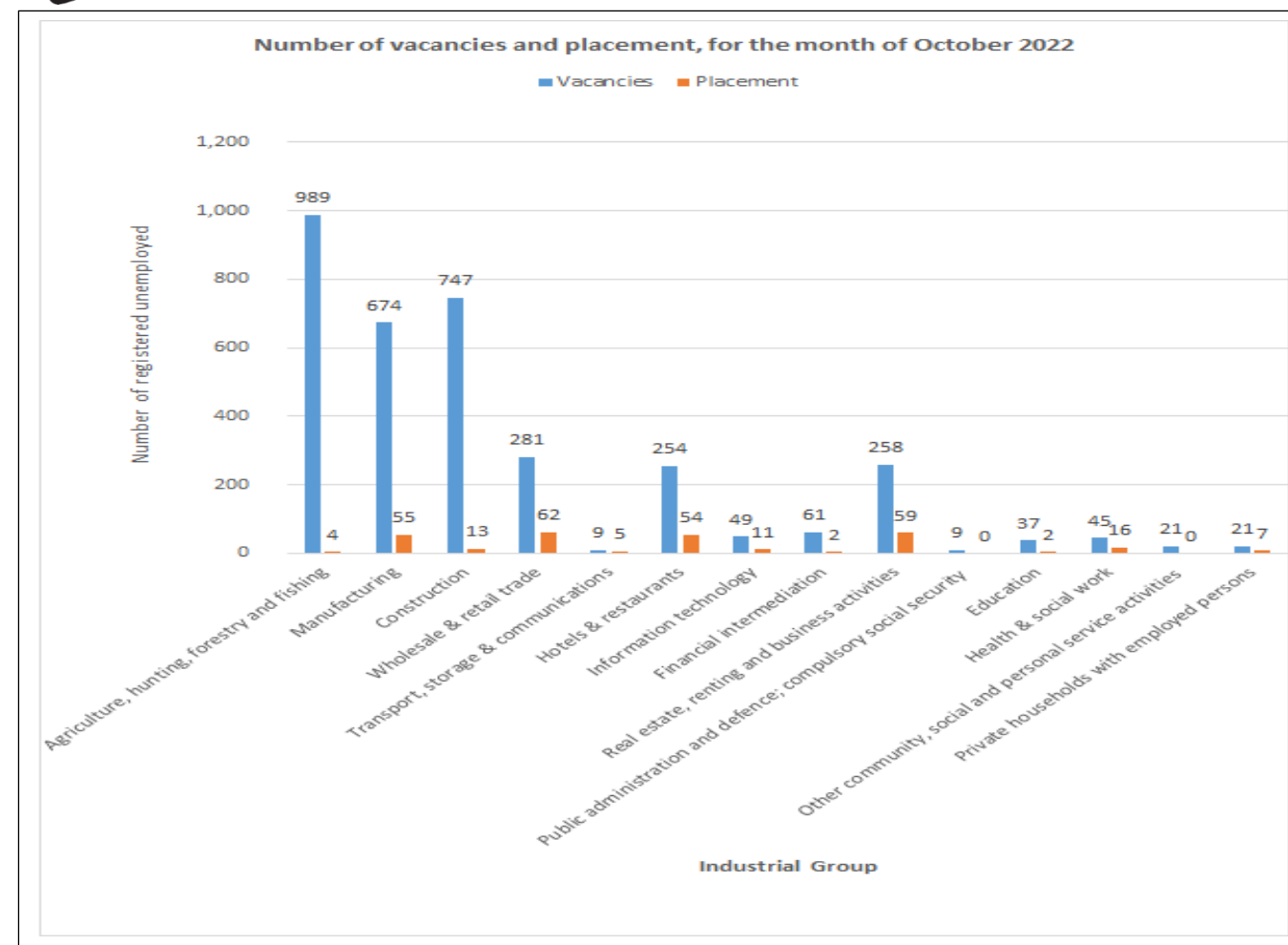
39,676 jobseekers seeking employment including (19,452) as unemployed or a better job (20,224) as at end of October 2022



## Profiling of unemployed jobseekers



## Vacancies & Placement – Industrial Group



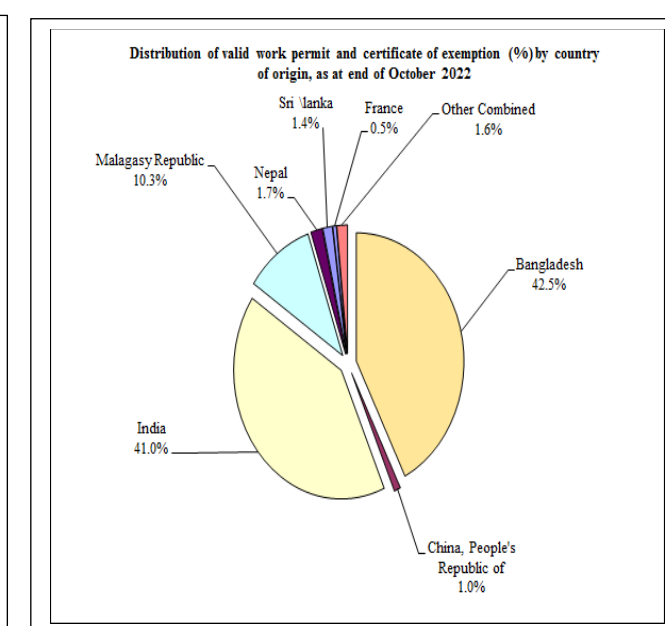
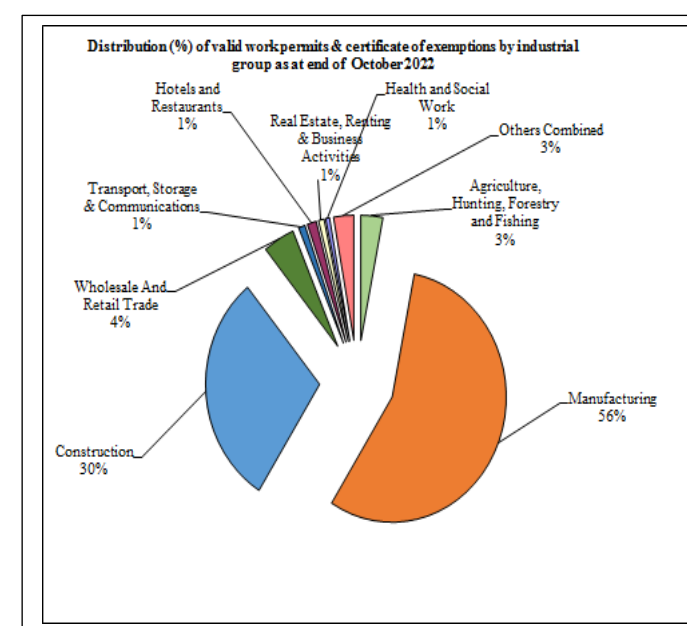
## Foreign Workers (Work Permits and Certificate of Exemption: 36,794)




Male: 31,868



Female: 4,926





Please Open To View

# National Employment Department Monthly Bulletin - October 2022

## CONTENTS

|  | Page     |
|--|----------|
| <b>Fact Sheet on Labour Market Indicators</b>  | 4a - 4b  |
| <b>Section 1 - Registered unemployed in Mauritius</b>  |          |
| <b>1. Introduction</b>   | 5 - 19   |
| <b>2. Registered jobseekers, as at the end of October 2022</b>   | 5 - 9    |
| Table 1 - Number of registered Unemployed and In Employment jobseekers by sex, as at end of October 2022                       | 5        |
| Table 2 - Registered unemployed jobseekers by age group and sex, as at end of October 2022                                     | 6        |
| Table 3 - Registered unemployed jobseekers by qualification and sex, as at end of October 2022                                 | 7        |
| <b>3. In employment and seeking another job</b>  | 9        |
| <b>4. De-registration</b>  | 9        |
| <b>5. Vacancies</b>  | 9 - 10   |
| Table 4 - Number of vacancies notified in October 2022   | 9        |
| Table 4a - Number of vacancies notified by occupation (20 and more) in October 2022  | 10       |
| <b>6. Workfare Programme</b>   | 11       |
| Table 5 - Laid off workers registered and redeployed for the month of October 2022   | 11       |
| <b>7. Magazine de L'Emploi et des Metiers</b>  | 11       |
| Table 6 - Statistics on Magazine de L'Emploi et des Metiers, as at 31 October 2022   | 11       |
| <b>8. Website of National Employment Department</b>  | 12       |
| Table 7 - Statistics on the website  | 12       |
| <b>9. Youth Employment Programme, Dual Training Programme, Back to Work Programme and Trainee Engineer Scheme</b>              | 12 - 15  |
| <b>10. Career Guidance Service Unit</b>  | 15 - 16  |
| <b>11. Overseas recruitment</b>  | 16       |
| <b>12. Job Placement</b>   | 16 - 18  |
| Table 8 - Type of placements by sex, October 2022  | 17       |
| <b>13. Work Permits and Certificates of Exemption</b>  | 18 - 19  |
| Table 9 - Number of registered unemployed by qualification, length of registration, sex & age group, as at end of October 2022 | 20 - 20a |
| 10 - Number of registered Unemployed and In Employment jobseekers by EIC and sex, as at end of October 2022                    | 21       |
| 11 - Change in number of registered unemployed by age group & sex, September 2022 - October 2022                               | 22       |
| 12 - Number of registered unemployed by occupational group & sex, as at end of October 2022                                    | 22       |
| 13 - Number of registered unemployed by district and sex, as at end of October 2022  | 24       |
| 14 - Number of registered unemployed by locality and sex, as at the end of October 2022  | 24 - 26  |
| 15 - Number of registered unemployed with disabilities by nature of disability and sex, as at end of October 2022              | 27       |

|          |  |         |
|----------|--|---------|
| Table 16 | - Number of unemployed new registrants, re-registrants & those who reported for maintaining their registration by Employment Information Centre & sex, October 2022    | 28      |
| 17       | - Change in the number of new unemployed registrants by educational attainment & sex, September 2022 - October 2022  | 29      |
| 18       | - Number of new unemployed registrants by educational attainment, sex & age group, October 2022  | 29      |
| 19       | - Number of new unemployed registrants by occupational group and sex, October 2022   | 30      |
| 20       | - Number of In Employment new registrants, re-registrants & those who reported for maintaining their registration by Employment Information Centre & sex, October 2022 | 30      |
| 21       | - Number of Unemployed and In Employment jobseekers de-registered by EIC and sex, October 2022   | 31      |
| 22       | - Number of vacancies notified in EICs by industrial group and sex, October 2022   | 32      |
| 23       | - Number of vacancies notified in the press by industrial group and sex, October 2022  | 32      |
| 24       | - Number of vacancies notified in the press and in EICs by industrial group and skill level, October 2022  | 33      |
| 25       | - Change in number of vacancies notified in the press and in EICs by industrial group, September 2022- October 2022  | 35      |
| 26       | - Number of placements effected under the Youth Employment Programme by industrial group and sex, October 2022   | 36      |
| 27       | - Result of submission of candidates to employers for job placement effected in October 2022   | 37      |
| 28       | - Number of placements effected by industrial group, occupation and sex, October 2022  | 38 - 41 |

#### **Work Permits and Certificates of Exemption**

|          |  |         |
|----------|--|---------|
| Table 29 | - Number of new work permits issued by industrial group, occupation and sex, October 2022                          | 43 - 47 |
| 30       | - Number of work permits renewed by industrial group, occupation and sex, October 2022                             | 48 - 52 |
| 31       | - Number of new work permits issued and renewed work permits by country of origin and sex, October 2022            | 53      |
| 32       | - Number of new and renewed work permits by industrial group and sex, October 2022                                 | 55      |
| 33       | - Number of certificates of exemption issued and renewed by country of origin & sex, October 2022                  | 56      |
| 34       | - Number of valid work permits and certificates of exemption by industrial group & sex, as at end of October 2022  | 57      |
| 35       | - Number of valid work permits and certificates of exemption by country of origin & sex, as at end of October 2022 | 58 - 59 |

#### **Section 2 - Registered unemployed in the Island of Rodrigues**

|           |   |         |
|-----------|---|---------|
| Table 1.1 | - Number of registered unemployed and in employment jobseekers by sex, as at end of October 2022  | 61      |
| 1.2       | - Number of registered unemployed and in employment by sex and age group, as at end October 2022  | 61      |
| 1.3       | - Registered unemployed jobseekers by qualification & sex, as at end of October 2022  | 62      |
| 1.4       | - Number of registered unemployed by qualification, length of registration, sex & age group, as at end of October 2022                                | 63 - 64 |
| 1.5       | - Number of registered unemployed by occupational group & sex, as at end of October 2022  | 66      |
| 1.6       | - Number of Unemployed and In Employment new registrants, re-registrants & those who reported for maintaining their registration by sex, October 2022 | 66      |
| 1.7       | - Number of registered unemployed with disabilities by nature of disability and sex, as at end of October 2022  | 67      |

|                 |         |
|-----------------|---------|
| <b>Glossary</b> | 68 - 71 |
|-----------------|---------|

## FIGURES

### ISLAND OF MAURITIUS

|          |  |    |
|----------|--|----|
| Figure 1 | - Registered unemployed by educational attainment, as at end of October 2022                     | 23 |
| 2        | - Number of registered unemployed by age group & sex, as at end of October 2022                  | 23 |
| 3        | - Number of vacancies by industrial group, October 2022  | 34 |
| 4        | - Distribution (%) of vacancies by skill level, October 2022                                     | 34 |
| 5        | - Distribution (%) of new work permits & renewed work permits by country of origin, October 2022 | 54 |
| 6        | - Number of new work permits issued & renewed work permits by industrial group, October 2022     | 54 |

### ISLAND OF RODRIGUES

|          |   |    |
|----------|---|----|
| Figure 7 | - Registered unemployed by educational attainment, as at end of October 2022    | 65 |
| 8        | - Number of registered unemployed by age group & sex, as at end of October 2022 | 65 |

### Fact Sheet on Labour Market Indicators: Human Resource Development and Training Division

| Indicators  | Sep-22        | Oct-22        | Change        | %<br>Change |
|---|---------------|---------------|---------------|-------------|
| <b>Registered jobseekers</b>                                      | <b>40,288</b> | <b>39,676</b> | <b>-612</b>   | <b>-2</b>   |
| Male  | 17,780        | 17,508        | -272          | -2          |
| Female  | 22,508        | 22,168        | -340          | -2          |
| <b>Registered unemployed jobseekers</b>                           | <b>19,739</b> | <b>19,452</b> | <b>-287</b>   | <b>-1</b>   |
| Male  | 6,957         | 6,933         | -24           | 0           |
| Female  | 12,782        | 12,519        | -263          | -2          |
| <b>Registered In employment jobseekers</b>                        | <b>20,260</b> | <b>20,224</b> | <b>-36</b>    | <b>0</b>    |
| Male  | 10,631        | 10,575        | -56           | -1          |
| Female  | 9,629         | 9,649         | 20            | 0           |
| <b>Registered unemployed professional jobseekers</b>              | <b>1,284</b>  | <b>1,261</b>  | <b>-23</b>    | <b>-2</b>   |
| Male  | 404           | 401           | -3            | -1          |
| Female  | 880           | 860           | -20           | -2          |
| <b>Registered unemployed youth jobseekers<br/>(16 - 35 years)</b> | <b>12,012</b> | <b>11,712</b> | <b>-300</b>   | <b>-2</b>   |
| Male  | 4,591         | 4,490         | -101          | -2          |
| Female  | 7,421         | 7,222         | -199          | -3          |
| <b>Registered new unemployed jobseekers</b>                       | <b>543</b>    | <b>557</b>    | <b>14</b>     | <b>3</b>    |
| Male  | 239           | 306           | 67            | 28          |
| Female  | 304           | 251           | -53           | -17         |
| <b>Registered unemployed jobseekers with disabilities</b>         | <b>126</b>    | <b>121</b>    | <b>-5</b>     | <b>-4</b>   |
| Male  | 85            | 82            | -3            | -4          |
| Female  | 41            | 39            | -2            | -5          |
| <b>Vacancies notified or advertised</b>                           | <b>4,023</b>  | <b>3,455</b>  | <b>-568</b>   | <b>-14</b>  |
| Employment Information Centres                                    | 3,422         | 2,754         | -668          | -20         |
| Press   | 601           | 701           | 1,380         | 230         |
| <b>Jobseekers referred for vacancies notified</b>                 | <b>5,078</b>  | <b>4,038</b>  | <b>-1,040</b> | <b>-20</b>  |
| Male  | 2,323         | 1,943         | -380          | -16         |
| Female  | 2,755         | 2,095         | -660          | -24         |
| <b>Jobseekers placed</b>  | <b>430</b>    | <b>433</b>    | <b>3</b>      | <b>1</b>    |
| Male  | 170           | 188           | 18            | 11          |
| Female  | 260           | 245           | -15           | -6          |
| <b>Valid work permits</b>   | <b>29,328</b> | <b>30,333</b> | <b>1,005</b>  | <b>3</b>    |
| Male  | 24,740        | 25,532        | 792           | 3           |
| Female  | 4,588         | 4,801         | 213           | 5           |
| <b>Valid certificates of exemption</b>                            | <b>6,003</b>  | <b>6,461</b>  | <b>458</b>    | <b>8</b>    |
| Male  | 5,874         | 6,336         | 462           | 8           |
| Female  | 129           | 125           | -4            | -3          |

For more information, visit the website of the Human Resource Development and Training Division:  
<https://mauritiusjobs.govmu.org>

### Fact Sheet on Labour Market Indicators: Statistics Mauritius

| Indicators  | 1 <sup>st</sup> Quarter<br>2022 | 2 <sup>nd</sup> Quarter<br>2022 |
|---|---------------------------------|---------------------------------|
| <b>Active Population ( Labour Force)</b>                              | <b>550,100</b>                  | <b>560,800</b>                  |
| Male  | 331,700                         | 334,800                         |
| Female  | 218,400                         | 226,000                         |
| <b>Activity rate (%)</b>  | <b>54.5</b>                     | <b>55.4</b>                     |
| Male  | 67.9                            | 68.4                            |
| Female  | 41.9                            | 43.2                            |
| <b>Employed population</b>  | <b>502,500</b>                  | <b>515,500</b>                  |
| Male  | 308,600                         | 312,600                         |
| Female  | 193,900                         | 202,900                         |
| <b>Unemployed population</b>  | <b>47,600</b>                   | <b>45,300</b>                   |
| Male  | 23,100                          | 22,200                          |
| Female  | 24,500                          | 23,100                          |
| <b>Unemployed with tertiary qualifications</b>                        | <b>7,900</b>                    | <b>7,500</b>                    |
| Male  | 4,400                           | 3,500                           |
| Female  | 3,500                           | 4,000                           |
| <b>Unemployed youth (16-35 years)</b>                                 | <b>35,200</b>                   | <b>32,500</b>                   |
| Male  | 16,300                          | 16,600                          |
| Female  | 18,900                          | 15,900                          |
| <b>Unemployment rate (%)</b>  | <b>8.7</b>                      | <b>8.1</b>                      |
| Male  | 7.0                             | 6.6                             |
| Female  | 11.2                            | 10.2                            |
|   | <b>2021<sup>1</sup></b>         | <b>2021<sup>2</sup></b>         |
| GDP Growth Rate at market prices (%) - (Benchmark year : 2018)        | +3.7                            | +7.2                            |
|   | <b>2021</b>                     | <b>2021<sup>2</sup></b>         |
| The Headline Inflation Rate (%) for year and for twelve months ending | 4.0                             | 10.7                            |

For more information, visit the website of Statistics Mauritius: <https://statsmauritius.govmu.org>

<sup>1</sup> Revised

<sup>2</sup> Forecast



# SECTION I



## National Employment Department Monthly Bulletin – October 2022

### 1. Introduction

This is a monthly bulletin prepared by the Ministry of Labour, Human Resource Development and Training to present data on registered unemployed, vacancies, placements of jobseekers and work permits. This present issue refers to the month of October 2022 for the Island of Mauritius and Island of Rodrigues.

The data are compiled based on information collected at the thirteen Employment Information Centres (EICs) throughout the island and at the different units of the National Employment Department.

Registered unemployed comprise new registrants, re-registrants and those maintaining their registration. “New registrants” refers to new jobseekers wishing to be placed on the live register of unemployed of the National Employment Department. “Re-registrants” refers to those who have ceased registration for a period not exceeding two years, and come back to be re-admitted on the live register. If the break is more than two years then the case will be considered as a new one.

### 2. Registered jobseekers as at the end of October 2022

The total number of registered unemployed at the end of October 2022 stood at 19,452 (6,933 males and 12,519 females). These figures include laid off workers who are registered under the Workfare Programme.

In addition to registered unemployed, 20,224 jobseekers (10,575 males and 9,649 females), who though already in employment, were registered at the Employment Information Centres, in search of a better job.

**Table 1 - Number of registered Unemployed and In Employment jobseekers by sex, as at end of October 2022**

| <b>Registered Jobseekers</b> | <b>Male</b>   | <b>Female</b> | <b>Both sexes</b> |
|------------------------------|---------------|---------------|-------------------|
| Unemployed                   | 6,933         | 12,519        | 19,452            |
| In Employment                | 10,575        | 9,649         | 20,224            |
| <b>Total</b>                 | <b>17,508</b> | <b>22,168</b> | <b>39,676</b>     |

## 2.1 Distribution of registered unemployed by sex and age, qualification, length of registration, occupational group, district, locality and disability as at the end of October 2022

### 2.1.1 Distribution by sex and age (Tables 2 and 9)

The proportion of females among the registered unemployed was 64% against 36% for males. The proportion of registered unemployed aged between 16 and 29 years was 51% for males and 40% among females respectively. The mean age worked out to 34 years for male and 36 years for female jobseekers. The table below provides for the profile of registered unemployed jobseekers by age group.

**Table 2 - Registered unemployed jobseekers by age group and sex, as at end of October 2022**

| Age group    | Male         |            | Female        |            | Total         |            |
|--------------|--------------|------------|---------------|------------|---------------|------------|
|              | Number       | %          | Number        | %          | Number        | %          |
| 16-29        | 3,521        | 51         | 4,963         | 40         | 8,484         | 44         |
| 30-34        | 841          | 12         | 1,903         | 15         | 2,744         | 14         |
| 35-39        | 612          | 9          | 1,665         | 13         | 2,277         | 12         |
| 40-44        | 622          | 9          | 1,914         | 15         | 2,536         | 13         |
| 45-49        | 462          | 7          | 1,172         | 9          | 1,634         | 8          |
| 50-54        | 375          | 5          | 473           | 4          | 848           | 4          |
| 55-65        | 500          | 7          | 429           | 3          | 929           | 5          |
| <b>Total</b> | <b>6,933</b> | <b>100</b> | <b>12,519</b> | <b>100</b> | <b>19,452</b> | <b>100</b> |

### 2.1.2 Distribution by qualification (Table 9)

Among the registered unemployed, some 25% have never been to school or did not pass the Certificate of Primary Education; while about 9% possessed the CPE as the only qualification. Another 30% have followed secondary education (Form I to V), without passing the School Certificate. The proportion of registered unemployed with SC, HSC and tertiary education were 20%, 10% and 6% respectively.

In general, female registered unemployed are more qualified than their male counterparts. The percentage of males and females who did not possess their Certificate of Primary Education was 32% and 21% respectively. On the other hand, 16% of males and 22% of females registered unemployed have attained the School Certificate, 8% of males and 12% of females the Higher School Certificate and 6% of males and 7% of females as professionals. The next table provides for the profile of registered unemployed jobseekers by qualification and sex.

**Table 3 - Registered unemployed jobseekers by qualification and sex, as at end of October 2022**

| Qualification                     | Male         |            | Female        |            | Total         |            |
|-----------------------------------|--------------|------------|---------------|------------|---------------|------------|
|                                   | Number       | %          | Number        | %          | Number        | %          |
| Education Nil + Std VI Failed     | 2,217        | 32         | 2,650         | 21         | 4,867         | 25         |
| Standard VI Passed                | 700          | 10         | 1,002         | 8          | 1,702         | 9          |
| Form I to V (including SC failed) | 1,962        | 28         | 3,845         | 31         | 5,807         | 30         |
| SC                                | 1,131        | 16         | 2,700         | 22         | 3,831         | 20         |
| HSC                               | 522          | 8          | 1,462         | 12         | 1,984         | 10         |
| Professional                      | 401          | 6          | 860           | 7          | 1,261         | 6          |
| <b>Total</b>                      | <b>6,933</b> | <b>100</b> | <b>12,519</b> | <b>100</b> | <b>19,452</b> | <b>100</b> |

### **2.1.3 Distribution by length of registration (Table 9)**

Out of the 19,452 registered unemployed as at the end of October 2022, 20% have registered for less than one year and 16% have been registered for a period between one and three years. It is to be noted that 51% have been on the registration list for five years or more. On average, an unemployed has been in registration for 3.5 years. The average length of registration for females being slightly higher than that of males, 3.7 years compared to 3.1 years.

### **2.1.4 Number of registered unemployed & In employment by EICs & Gender (Table 10)**

Table 10 provides for the number of registered Unemployed and In Employment jobseekers by EIC and sex, as at the end of October 2022.

### **2.1.5 Comparison with the previous month (Table 11)**

Compared to September 2022, the number of registered unemployed has decreased by 287 from 19,739 from September 2022 to 19,452 for October 2022 (Table 11).

### **2.1.6 Distribution by occupational group (Table 12)**

Registered unemployed are classified into occupational groups according to their previous work experience or their technical or professional qualifications. Among the 19,452 unemployed registrants, (26%) were classified as “Clerical Support Workers”, (22%) were classified as “Service and Sales Workers” and (17%) were engaged in “Elementary Occupations. About (4%) had never worked and did not possess any technical or professional qualifications while (6%) were classified as “Managers; Professionals”.

### **2.1.7 Geographical distribution (Tables 13 & 14)**

Table 13 gives the distribution of registered unemployed by district and sex. An analysis of registered unemployed by locality shows that the region of Port Louis had the greatest number of registered unemployed (2,453) followed by Quatre Bornes and Vacoas (1,053 and 956 respectively). The lowest number of registered unemployed are at Belle Village (1), followed by Tamarin (29) and Case Noyale (34).

### **2.1.8 Registered unemployed with disabilities (Table 15)**

Among the 19,452 unemployed registrants, 121 persons with disabilities were looking for work comprising of 82 males and 39 females. Table 15 gives the number of registered unemployed with disabilities by their type of disability.

## **2.2 New registration, re-registration and maintaining registration in October 2022**

### **2.2.1 New registration**

In October 2022, 557 persons (306 males and 251 females) have registered themselves as unemployed for the first time (Table 16). Compared to September 2022, the number of new unemployed registrants has increased by 14, from 543 for September 2022 to 557 for October 2022 (Table 17).

About 54% of the new registrants were aged between 16 and 29 years old and 15% were aged between 30 and 39 years old. Those aged 40 years and above amounted to 172 i.e. 31% (Table 18).

Among the new unemployed registrants, for the month of October 2022, 299 (54%) have never been to school or have attained only primary school level. Of these 44 (15%) have achieved the Certificate of Primary Education. Some 16% have followed the secondary education without passing the School Certificate; 12% had the School Certificate and 13% possessed the Higher School Certificate as their highest qualification. Among the new registrants, 32 (6%) were holders of professional qualifications (Table 18).

Out of the 557 new registrants, 43 persons had neither worked before nor undergone any technical or professional training. Some 16% had previous work experience or were qualified to work as “Clerical Support Workers” and 16% of the new unemployed registrants were classified under “Service and sales workers”. About 22% had been engaged in “Elementary Occupations”. Among the new registered unemployed, 40 (7%) had work experience or were qualified as “Managers; Professionals” (Table 19).

### 2.2.2 Re-registration and maintaining registration

The total number of re-registration for the month of October 2022 stood at 822 (381 males and 441 females). A total of 3,875 unemployed persons (1,275 males and 2,600 females) reported to the Employment Information Centres to maintain their registration (Table 16).

### 3. In employment and seeking another job

During the month of October 2022, 743 persons who, though already in employment, registered themselves at the Employment Information Centres in search of better jobs. Among them, 123 (73 males and 50 females) were new registrants and 620 (362 males and 258 females) were re-registrants (Table 20).

There were also 4,480 registrants, in employment, who reported to the Employment Information Centres to maintain their registration comprising of 2,331 males and 2,149 females.

### 4. De-Registration

De-Registration refers to jobseekers who fail to maintain their registration during the month and consequently their applications are removed from the live register and placed in a dormant register.

During the month of October 2022, 2,827 (1,369 males and 1,458 females) jobseekers have de-registered their application as jobseeker, out of which 1,510 (621 males and 889 females) were unemployed jobseekers and 1,317 (748 males and 569 females) as in employment jobseekers (Table 21).

### 5. Vacancies

In October 2022, vacancies notified to the Employment Information Centres numbered to 2,754. The highest number of vacancies being, 851 was advertised in the “*Agriculture, hunting, forestry and fishing*” sector (Table 22).

A total of 701 vacancies has been notified in the press during the month of October 2022. The highest of the vacancies were from ‘*Manufacturing*’ sector with 259 vacancies (Table 23).

Overall, the total number of vacancies notified for the month of October 2022 was 3,455. The next table provides for the number of vacancies notified in October 2022.

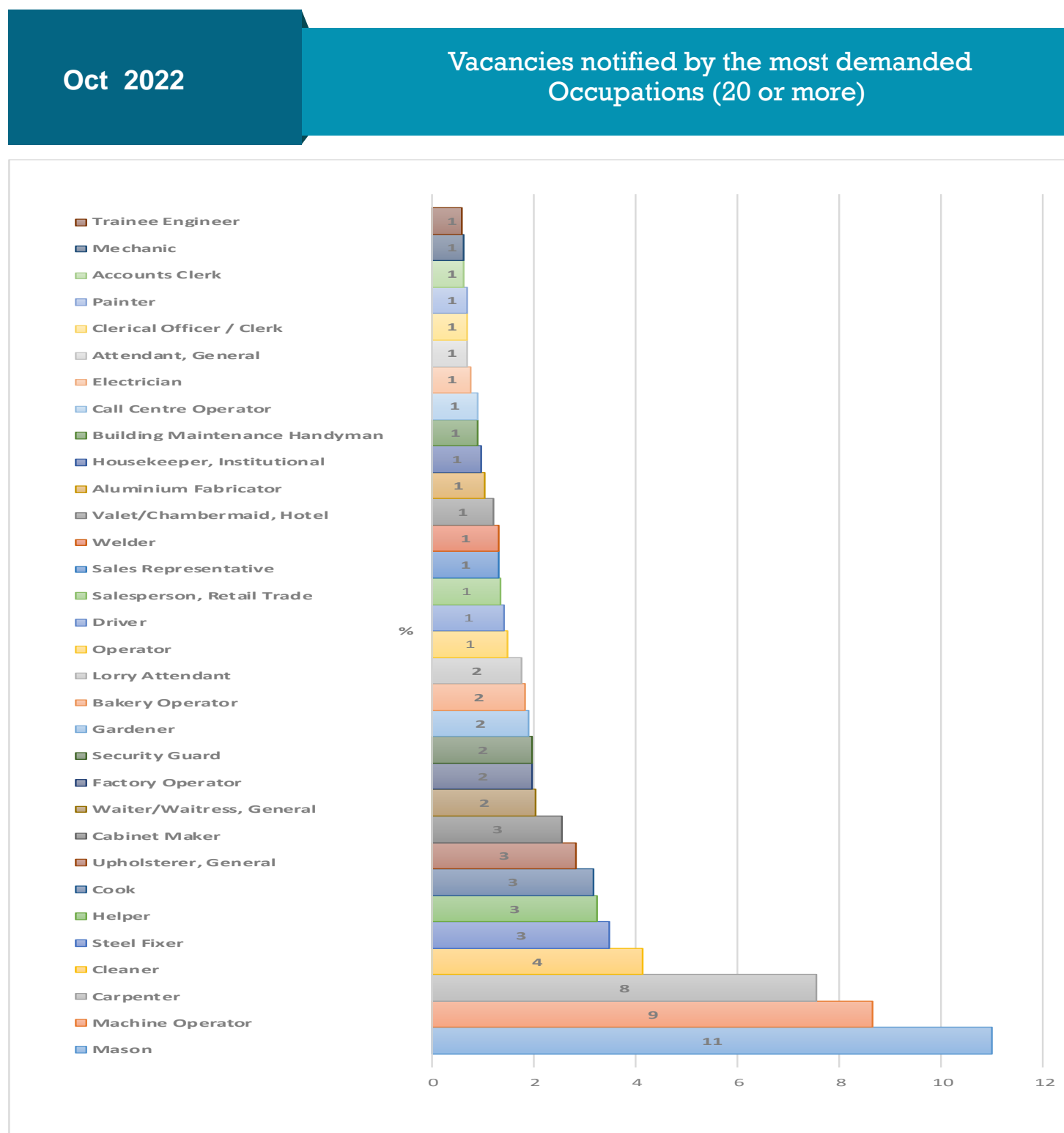
**Table 4 - Number of vacancies notified in October 2022**

| Notification | Male         | Female     | Either male or female | Total        |
|--------------|--------------|------------|-----------------------|--------------|
| EICs         | 1,103        | 149        | 1,502                 | 2,754        |
| Press        | 23           | 0          | 678                   | 701          |
| <b>Total</b> | <b>1,126</b> | <b>149</b> | <b>2,180</b>          | <b>3,455</b> |

Table 24 shows the distribution of vacancies by industry and skill level. Compared to September 2022, the number of vacancies for the month of October 2022 has decreased by 568 as shown in Table 25.

The next table provides for the number of vacancies notified by the most demanded occupations in October 2022.

**Table 4a:**



The most demanded vacancies in October 2022 represent 11% for Mason, 9% for Machine Operator and 8% for Carpenter

## 6. Workfare Programme

The role of the National Employment Department is to facilitate redeployment of laid-off workers for those who have opted for job placement. The laid off workers are eligible to a Transitional Unemployment Benefit (TUB) for a period of maximum 12 months.

The number of laid-off workers still registered under the Workfare Programme as at 31 October 2022 stood at 3,468 (2,164 Males, 1,304 Females).

For the month of October 2022, 314 laid off workers (188 Males, 126 Females) were registered. 15 laid off workers (12 Males, 3 Females) were placed during the same month.

**Table 5 - Laid off workers registered and redeployed for the month of October 2022**

| Reported to National Employment Department for Redeployment |        |       | Redeployed |        |       |
|---|--------|-------|------------|--------|-------|
| Male  | Female | Total | Male       | Female | Total |
| 188   | 126    | 314   | 12         | 3      | 15    |

## 7. Magazine de L'Emploi et des Metiers



During the month of October 2022, 5 programmes consisting of 501 vacancies were broadcast.

Reportages were conducted in the Hotel sector and the BPO sectors. 32 jobseekers (19 males and 13 females) were placed during the said month.

Since the start of the programme in 21 March 2007, the number of jobseekers placed has reached 11,860.

**Table 6 - Statistics on Magazine de L'Emploi et des Metiers as at 31 October 2022**

|                                |                |
|--------------------------------|----------------|
| Number of programmes broadcast | <b>925</b>     |
| Number of vacancies broadcast  | <b>183,554</b> |
| Number of placement            | <b>11,860</b>  |



8. The website of National Employment Department: <https://mauritiusjobs.govmu.org>



The website <https://mauritiusjobs.govmu.org> was launched in September 2014. The objective of the website is as follows:

- To have a dedicated and state of the art interactive website for jobseekers and employers that will be more user-friendly and responsive.
- To incorporate overseas vacancies notified in the context of the International Organization for Migration (IOM).
- To provide a quicker search engine both for jobseekers and employers.

**The Benefits of the Website are:**

- Jobseekers can view latest vacancies both local and abroad
- Jobseekers can apply for jobs directly
- Employers can upload their vacancies and effect quick search for potential candidates.
- Employers can view profiles of candidates, CVs, references and qualifications.
- Free of cost and accessible to intended users even on smart phones, tablets and laptops and will be linked to all the other related stakeholders dealing with employment issues.

**Table 7 - Statistics on the website**

| Type of statistics              | For the month of October 2022 | As at the end of October 2022 |
|---------------------------------|-------------------------------|-------------------------------|
| Number of jobseekers registered | 150 (68 males and 82 females) | 49,172                        |
| Number of employers registered  | 90                            | 5,515                         |
| Number of vacancies posted      | 667                           | 31,822                        |
| Number of jobseekers placed     | 2 (1 male and 1 female)       | 335                           |

9. Youth Employment Programme, Dual Training Programme, Back to Work Programme and Trainee Engineer Scheme



**9.1 The Youth Employment Programme (YEP)** which started in 2013 is meant for unemployed youth aged between 16 and 35 years and provides them with training and placement in an enterprise for an initial period of one year with the possibility of one additional year of placement with another enterprise. The Programme provides for the payment of a monthly stipend to the youth as follows:

HSC : Rs 8,000  
 Diploma : Rs 10,000  
 Graduates: Rs 15,000

50% of the stipend is refunded to the employer by Government as well as 50% of the training cost up to a maximum of Rs 7,500 per youth.

Since December 2015, the YEP has been extended to the public sector.

According to the YEP Secretariat, there is a total number of 44,313 (19,498 males and 24, 815 females) youth registered with YEP as at 31 October 2022.

The number of Employers registered with YEP is 7,364, out of which 40% are actively participating in the recruitment process.

The number of jobseekers placed in companies through the YEP as at 31 October 2022 is 25,063 (11,212 males and 13,851 females). 76 (23 males and 53 females) jobseekers were placed in the public and private sectors. 58 jobseekers (20 males and 38 females) were placed in the private sector out of which 52% in “*Professional, Scientific & Technical Activities*” sector, 9% in “*Accommodation & food service activities*” sector and 7% in both “*Real estate activities*” and “*Information & communication (including BPO)*” sectors respectively (Table 26). The remaining 18 jobseekers (3 males and 15 females) were placed in the public sector during the month of October 2022.



**9.2 The Dual Training Programme (DTP)**, launched in September 2015 provides for unemployed Mauritians to follow a Diploma or Degree Course with a tertiary institution registered with either the Tertiary Education Commission or the Mauritius Qualifications Authority in fields required by the labour market, with placement in an enterprise. Under the Programme, trainees will be paid a monthly stipend of Rs 6,000 for a maximum period of three years. As for employers, they will be refunded 60% of the course fees, per year per trainee as well as the stipend for a maximum of three years. After satisfactory completion of the course, the trainees may be employed.

According to the DTP secretariat, 50 companies have registered in the DTP and 205 trainees have successfully completed their training, out of which 90 males and 115 females. The trainees have completed their training programme in different courses such as BTS Assistant de Gestion, BTS Services Informatiques aux Organisations and Technician Diploma in Mechanical and Electrical Engineering. The training institutions are Université des Mascareignes and MCCI Business School. 155 trainees have obtained permanent jobs after completion of the training.

27 trainees including 16 males and 11 females are currently on placement with private companies.



**9.3 The Back to Work Programme (BTWP)** which was launched in September 2015 is meant for women above 30 years of age to enable them take up or resume employment. The Programme provides for the placement of women in a job for an initial period of one year following which they might be employed. During the placement period, the women will be paid a stipend up to a maximum of Rs 10,575 and will get the opportunity of following training in a registered institution. Employers enrolling women on placement under the Programme will be refunded the training cost up to a maximum of Rs 7,500 per woman as well as the stipend for the placement period.

According to the BTWP secretariat, as at the end of October 2022, 910 employers are registered in the programme, out of which 38% participated actively. 5,988 women are registered in the programme and 1,409 have been placed, out of which 32% in the “*Wholesale and trade*” sector and 26% in the “*Manufacturing*” sector. 721 women have obtained permanent jobs after completion of their placement.

For the month of October 2022, 29 women and 10 employers have registered for the first time, 21 unemployed women were placed.

In addition, to further empower those women, technical courses are currently being dispensed to them by MITD. The courses are fully sponsored by this Ministry and a stipend of Rs 10,575 are paid to them at the end of the course. 516 unemployed women under the BTWP have been trained in Bakery/Pastry, Beauty Therapy, Hairdressing, Care of the Elderly and Disabled, Early Childhood care and Flower Arrangements.



**9.4** Government has found that there is a bottleneck regarding pre- registration of engineers at the Council of Registered Professional Engineers (CRPE). The requirements of two years practical training under the supervision of professional engineers could not be entertained for lack of training possibilities for our graduates in engineering.

Government thus announced a special scheme in the Budget Programme 2016-2017, for the placement of trainee engineers.

The objective of the TES is to enable Graduates in engineering to qualify for registration with the Council of Registered Professional Engineers of Mauritius and to operate as full-fledged engineers.

The requirements for enlistment of trainees for the Trainee Engineer Scheme: Degree holders in engineering plus eligibility certificate stage 1 from the Council of Registered Professional Engineer.

As at 31 October 2022, the number of applications received for the scheme was 1,489 (1,107 males and 382 females). The number of placements effected in the public sector was 476 (376 males and 100 females) and in the private sector was 342 (261 males and 81 females). Most placements were made in the following fields: 47% in “*Civil Engineering*”, 22% in “*Mechanical Engineering*” and 15% in “*Electrical and Electronics Engineering*”.

19 employers of the public sector and 57 of the private sector are participating in the scheme as at 31 October 2022; while the number of placements for the month of October 2022 stood at 7 trainees including 1 male trainee in the public sector and 6 trainees (5 males and 1 female) in the private sector.

## **10. Career Guidance Service Unit**

**The main functions of the Careers Guidance Service are to:**

- Establish and maintain contacts with employers, training providers and higher education establishments in order to collect and compile up-to-date career/information.
- Identify clients’ interests, skills, values and personality traits through individual/group counselling appointments, thus helping them develop a career plan.

- Conduct career related activities in schools – assisting students in their choice of subjects, training/employment and educational opportunities, thereby helping them in their career planning.
- Participate in and organize career fairs.
- Certify copies of educational certificates as “True Copy”.

The table below provides for the activities conducted during the month of October 2022

| <b>Activities</b>  | <b>Number</b> |
|--|---------------|
| Visit in Enterprises   | 2             |
| Guidance & Counselling to the general public and students in schools | 86            |
| Certification of copies of educational certificates as "True Copy"   | 466           |

## 11. Overseas Recruitment

### Recruitment by Chatters

Chatters Limited partnership, the chain of hairdressing and beauty salons with over 100 salon locations all over Canada has since April 2022 renewed its interest to recruit Mauritian hair stylists (both male and female) under the Francophone Mobility Program of the Government of Canada.

Ain total 41 candidates were called for the trade test cum interview by representatives of Chatters at the School of hairdressing of KBTC, in batches of 10 candidates on 25<sup>th</sup> and 26<sup>th</sup> October 2022. Chatters selected 22 candidates following the trade test and interview of the candidates. 4 candidates did not show up. 14 were turned down after the trade test as their haircut was not up to the standards of Chatters. In total, 9 men and 13 women were selected as hair stylists.

| <b>Job Title</b> | <b>Male</b> | <b>Female</b> | <b>Total</b> |
|------------------|-------------|---------------|--------------|
| Hair Stylist     | 9           | 13            | 22           |
| <b>Total</b>     | <b>9</b>    | <b>13</b>     | <b>22</b>    |

## 12. Job Placement

**12.1** Placement is made according to the job requirements of employers. For the month of October 2022, 2,754 vacancies have been processed by the Employment Information Centres and 4,038 registrants were referred for employment by the latter. Out of the 4,038 (1,943 males and 2,095 females) referred jobseekers, 91 declined job offers, 622 failed to report to employers and 2,691 were not selected. There were 272 registrants who reported that they have been employed and the result of

referral for 344 remaining applicants was not yet known. For the month of October 2022, placement has been effected for about 10% of the vacancies processed (Table 27).

Some vacancies for the month of September 2022 have been processed during the month of October 2022 leading to 18 additional placements being made.

As regards placement in the public sector, 20 vacancies have been reported for which 150 jobseekers have been referred.

Furthermore, 15 persons registered under the “*Workfare Programme*” have been placed, 32 persons through the TV programme “*Magazine de L’Emploi et des Metiers*”, 2 persons through the *Job Management system*, 76 persons through the “*Youth Employment Programme*”, 21 persons through the “*Back to Work Programme*”, 7 persons through the “*Trainee Engineer Scheme*” and 22 persons through the “*Overseas Vacancies*” and Thus, the total number of placements, for the month of October 2022, amounted to 465 (Table 28) and as shown below.

**Table 8 - Type of placements by sex, October 2022**

| Type of Placement                             | Male       |            | Female     |            | Total      |            |
|---|------------|------------|------------|------------|------------|------------|
|   | Number     | %          | Number     | %          | Number     | %          |
| EIC   | 137        | 66         | 153        | 59         | 290        | 62         |
| Public Sector                                 | 0          | 0          | 0          | 0          | 0          | 0          |
| Workfare Programme                            | 12         | 6          | 3          | 1          | 15         | 3          |
| Magazine de L’Emploi et des metiers           | 19         | 9          | 13         | 5          | 32         | 7          |
| Job Management System                         | 1          | 0          | 1          | 0          | 2          | 0          |
| Youth Employment Programme (Public & Private) | 23         | 11         | 53         | 21         | 76         | 16         |
| Back to Work Programme                        | 0          | 0          | 21         | 8          | 21         | 5          |
| Dual Training Programme                       | 0          | 0          | 0          | 0          | 0          | 0          |
| Trainee Engineer Scheme (Public & Private)    | 6          | 3          | 1          | 0          | 7          | 2          |
| Overseas Vacancies                            | 9          | 4          | 13         | 5          | 22         | 5          |
| <b>Total</b>                                  | <b>207</b> | <b>100</b> | <b>258</b> | <b>100</b> | <b>465</b> | <b>100</b> |

**12.2** The disparity between the number of vacancies reported and the number of persons placed can be explained by unwillingness of job seekers to accept job offers and also by some criteria set by the employers. Some jobseekers refused job offers because of the conditions of work e.g. low salary,

overtime or night duty. Most of the jobseekers refused the jobs offered to them as they are looking for public sector jobs. For some vacancies, no suitable candidates were available.

In some cases, employers were not satisfied with referred candidates and consequently the vacancies were filled by the employers themselves. Some candidates were not selected by employers as according to the latter they were not suitable for the work or lack previous experience. Employers were not willing to offer higher salaries, thus the jobseekers who were looking for a better pay were not selected by the employers.

**12.3** A breakdown of placements by industrial group shows that the majority of the placements made were in the “*Wholesale & Retail Trade; repair of motor vehicles, motorcycles & personal and household goods*” sector (62), “*Real estate, renting and business services*” sector (59) and “*Manufacturing*” sector (55). The remaining placements were effected in companies engaged in other activities (Table 28).

### **13. Work Permits and Certificates of Exemption**

For the month of October 2022, the number of new work permits issued was 1,269 (1,056 males and 213 females). The majority of the new work permits issued was for the “*Manufacturing*” sector (763) followed by “*Construction*” sector with 209 (Table 29 & 32). Out of the 1,269 new work permits issued, 600 were allocated to Bangladeshi workers, 355 to Indian workers, 269 to Malagasy workers and 12 to Nepalese workers (Tables 31).

The number of work permits renewed for the month of October 2022 amounted to 1,394 (1,130 males and 264 females) out of which 879 were for the “*Manufacturing*” sector and 376 for the “*Construction*” sector (Table 30 & 32). The majority of the work permits renewed were for Bangladeshi, Indian and Malagasy workers with 812, 411 and 119 work permits respectively as shown in Table 31.

The number of new certificates of exemption issued and renewed for the month of October 2022 amounted to 695. The majority were from India with 634 (Table 33).

The number of valid work permits as at the end of October 2022 stood at 30,333 (25,532 males and 4,801 females). Most of the foreign workers in Mauritius were working in the “*Manufacturing*” sector (68%) followed by “*Construction*” sector with 17%. The number of valid certificates of exemption as at the end of October 2022 stood at 6,461 (6,336 males, 125 females). The majority of valid certificates of exemption as at the end of October 2022 were for “*Construction*” sector (92%) with 5,938. (Tables 34).

The number of valid work permits and certificates of exemption as at the end of October 2022 stood at 36,794 (31,868 males+ and 4,926 females). Most of the foreign workers in Mauritius were working in the “*Manufacturing*” sector (56%) followed by “*Construction*” sector with 30%. (Table 34).

The countries of origin for the valid work permits and certificates of exemption are given in Table 35. 43% of the valid work permits and certificates of exemption were for Bangladeshi workers, while 41% of the expatriates came from India. 89% within valid certificates of exemption was for Indian workers and 51% and 31% within valid work permits were for Bangladeshi and Indian workers. (Table 35)

**Date: 13 January, 2022**  
**National Employment Department,**  
**Level 11, Victoria House,**  
**C/R, Barracks and St. Louis Streets,**  
**Port Louis.**  
**Tel : 405 0100**  
**Email: [Imiunit@govmu.org](mailto:Imiunit@govmu.org)**  
**Website: <https://mauritiusjobs.govmu.org>**



**Table 9 - Number of registered unemployed by qualification, length of registration, sex and age-group, as at end of October 2022**

|   | Age-group<br>Length<br>of Registration | Male       |            |            |              |              | Female     |              |              |              |              | Both sexes |              |              |              |              |
|---|--|------------|------------|------------|--------------|--------------|------------|--------------|--------------|--------------|--------------|------------|--------------|--------------|--------------|--------------|
|   |  | 16 - 19    | 20 - 29    | 30 - 39    | 40+          | Total        | 16 - 19    | 20 - 29      | 30 - 39      | 40+          | Total        | 16 - 19    | 20 - 29      | 30 - 39      | 40+          | Total        |
| Education Nil<br>+Std VI Failed         | Less than 1 year                       | 70         | 172        | 157        | 392          | 791          | 35         | 147          | 168          | 320          | 670          | 105        | 319          | 325          | 712          | 1,461        |
|   | 1 yr but < 2 yrs                       | 17         | 70         | 43         | 108          | 238          | 9          | 47           | 60           | 120          | 236          | 26         | 117          | 103          | 228          | 474          |
|   | 2 yrs but < 3 yrs                      | 1          | 43         | 19         | 53           | 116          | 2          | 45           | 51           | 95           | 193          | 3          | 88           | 70           | 148          | 309          |
|   | 3 yrs but < 4 yrs                      | 0          | 41         | 25         | 53           | 119          | 0          | 31           | 47           | 104          | 182          | 0          | 72           | 72           | 157          | 301          |
|   | 4 yrs but < 5 yrs                      | 0          | 32         | 31         | 46           | 109          | 0          | 32           | 59           | 78           | 169          | 0          | 64           | 90           | 124          | 278          |
|   | 5 yrs and above                        | 0          | 93         | 213        | 538          | 844          | 0          | 59           | 307          | 834          | 1,200        | 0          | 152          | 520          | 1,372        | 2,044        |
|   | <b>Total</b>                           | <b>88</b>  | <b>451</b> | <b>488</b> | <b>1,190</b> | <b>2,217</b> | <b>46</b>  | <b>361</b>   | <b>692</b>   | <b>1,551</b> | <b>2,650</b> | <b>134</b> | <b>812</b>   | <b>1,180</b> | <b>2,741</b> | <b>4,867</b> |
| Standard VI<br>(passed)                 | Less than 1 year                       | 36         | 55         | 22         | 36           | 149          | 15         | 64           | 38           | 39           | 156          | 51         | 119          | 60           | 75           | 305          |
|   | 1 yr but < 2 yrs                       | 15         | 36         | 12         | 14           | 77           | 5          | 32           | 16           | 18           | 71           | 20         | 68           | 28           | 32           | 148          |
|   | 2 yrs but < 3 yrs                      | 2          | 47         | 10         | 8            | 67           | 1          | 17           | 18           | 16           | 52           | 3          | 64           | 28           | 24           | 119          |
|   | 3 yrs but < 4 yrs                      | 0          | 21         | 3          | 5            | 29           | 0          | 26           | 19           | 14           | 59           | 0          | 47           | 22           | 19           | 88           |
|   | 4 yrs but < 5 yrs                      | 0          | 30         | 9          | 2            | 41           | 0          | 15           | 18           | 19           | 52           | 0          | 45           | 27           | 21           | 93           |
|   | 5 yrs and above                        | 0          | 95         | 118        | 124          | 337          | 0          | 81           | 212          | 319          | 612          | 0          | 176          | 330          | 443          | 949          |
|   | <b>Total</b>                           | <b>53</b>  | <b>284</b> | <b>174</b> | <b>189</b>   | <b>700</b>   | <b>21</b>  | <b>235</b>   | <b>321</b>   | <b>425</b>   | <b>1,002</b> | <b>74</b>  | <b>519</b>   | <b>495</b>   | <b>614</b>   | <b>1,702</b> |
| Form I to V<br>(including SC<br>failed) | Less than 1 year                       | 126        | 186        | 39         | 54           | 405          | 83         | 177          | 60           | 69           | 389          | 209        | 363          | 99           | 123          | 794          |
|   | 1 yr but < 2 yrs                       | 46         | 140        | 12         | 30           | 228          | 31         | 123          | 26           | 26           | 206          | 77         | 263          | 38           | 56           | 434          |
|   | 2 yrs but < 3 yrs                      | 0          | 139        | 6          | 15           | 160          | 0          | 118          | 25           | 32           | 175          | 0          | 257          | 31           | 47           | 335          |
|   | 3 yrs but < 4 yrs                      | 0          | 137        | 8          | 12           | 157          | 0          | 144          | 41           | 56           | 241          | 0          | 281          | 49           | 68           | 398          |
|   | 4 yrs but < 5 yrs                      | 0          | 103        | 16         | 11           | 130          | 0          | 135          | 57           | 46           | 238          | 0          | 238          | 73           | 57           | 368          |
|   | 5 yrs and above                        | 0          | 294        | 329        | 259          | 882          | 0          | 461          | 1,030        | 1,105        | 2,596        | 0          | 755          | 1,359        | 1,364        | 3,478        |
|   | <b>Total</b>                           | <b>172</b> | <b>999</b> | <b>410</b> | <b>381</b>   | <b>1,962</b> | <b>114</b> | <b>1,158</b> | <b>1,239</b> | <b>1,334</b> | <b>3,845</b> | <b>286</b> | <b>2,157</b> | <b>1,649</b> | <b>1,715</b> | <b>5,807</b> |

Table 9 (cont'd) - Number of registered unemployed by qualification, length of registration, sex and age-group, as at the end of October 2022

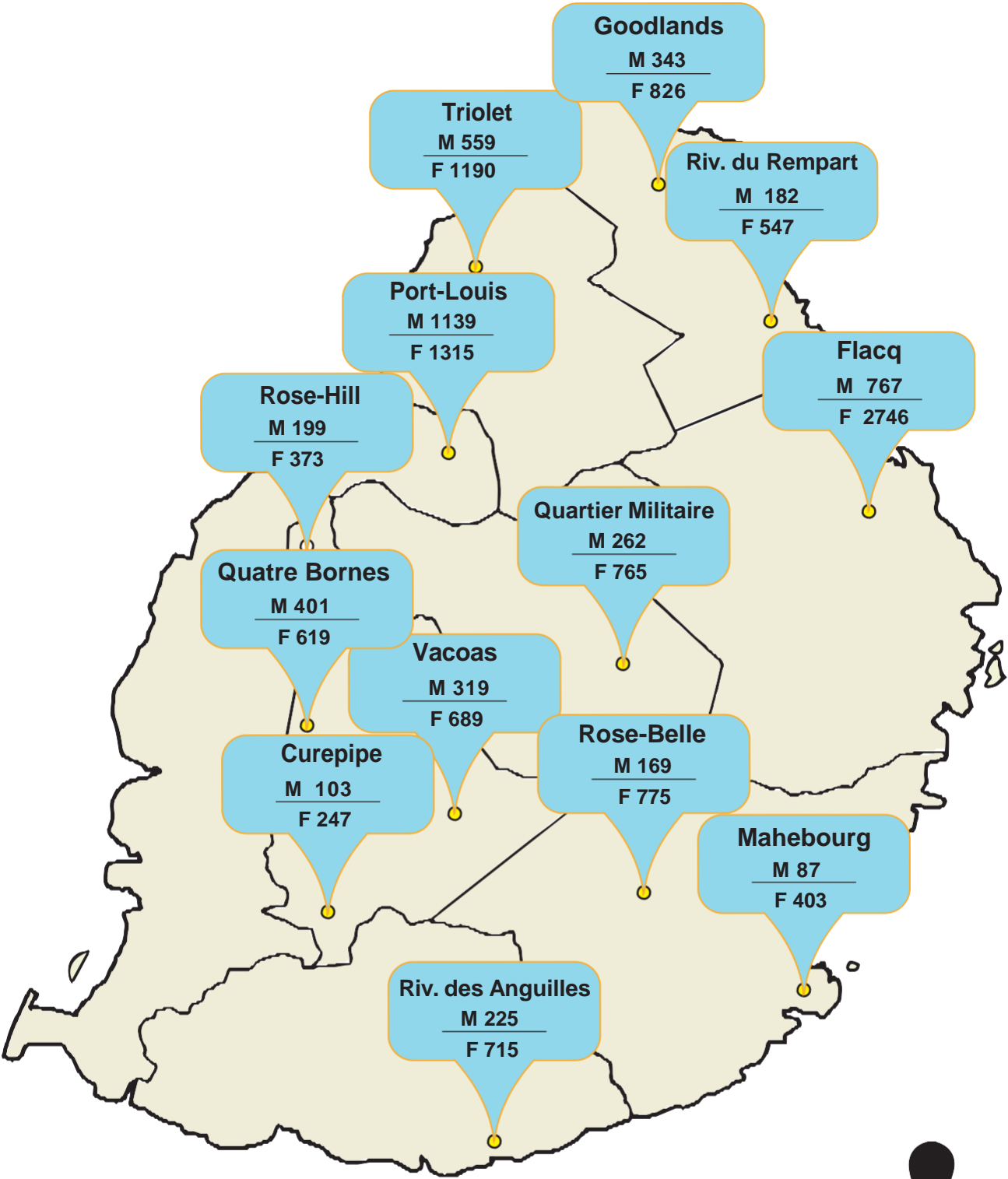
| Qualification      | Age-group<br>Length<br>of Registration | Male       |              |              |              |              | Female     |              |              |              |               | Both sexes |              |              |              |               |
|--------------------|--|------------|--------------|--------------|--------------|--------------|------------|--------------|--------------|--------------|---------------|------------|--------------|--------------|--------------|---------------|
|                    |  | 16 - 19    | 20 - 29      | 30 - 39      | 40+          | Total        | 16 - 19    | 20 - 29      | 30 - 39      | 40+          | Total         | 16 - 19    | 20 - 29      | 30 - 39      | 40+          | Total         |
| SC                 | Less than 1 year                       | 59         | 153          | 17           | 15           | 244          | 95         | 208          | 23           | 30           | 356           | 154        | 361          | 40           | 45           | 600           |
|                    | 1 yr but < 2 yrs                       | 20         | 124          | 10           | 13           | 167          | 40         | 147          | 8            | 27           | 222           | 60         | 271          | 18           | 40           | 389           |
|                    | 2 yrs but < 3 yrs                      | 1          | 109          | 5            | 4            | 119          | 1          | 163          | 11           | 17           | 192           | 2          | 272          | 16           | 21           | 311           |
|                    | 3 yrs but < 4 yrs                      | 0          | 92           | 5            | 2            | 99           | 0          | 130          | 16           | 13           | 159           | 0          | 222          | 21           | 15           | 258           |
|                    | 4 yrs but < 5 yrs                      | 0          | 80           | 4            | 4            | 88           | 0          | 143          | 18           | 18           | 179           | 0          | 223          | 22           | 22           | 267           |
|                    | 5 yrs and above                        | 0          | 184          | 152          | 78           | 414          | 0          | 440          | 695          | 457          | 1,592         | 0          | 624          | 847          | 535          | 2,006         |
|                    | <b>Total</b>                           | <b>80</b>  | <b>742</b>   | <b>193</b>   | <b>116</b>   | <b>1,131</b> | <b>136</b> | <b>1,231</b> | <b>771</b>   | <b>562</b>   | <b>2,700</b>  | <b>216</b> | <b>1,973</b> | <b>964</b>   | <b>678</b>   | <b>3,831</b>  |
| HSC                | Less than 1 year                       | 3          | 148          | 4            | 4            | 159          | 10         | 287          | 13           | 5            | 315           | 13         | 435          | 17           | 9            | 474           |
|                    | 1 yr but < 2 yrs                       | 2          | 58           | 1            | 1            | 62           | 4          | 139          | 4            | 1            | 148           | 6          | 197          | 5            | 2            | 210           |
|                    | 2 yrs but < 3 yrs                      | 0          | 44           | 1            | 2            | 47           | 0          | 111          | 2            | 3            | 116           | 0          | 155          | 3            | 5            | 163           |
|                    | 3 yrs but < 4 yrs                      | 0          | 58           | 2            | 1            | 61           | 0          | 153          | 4            | 7            | 164           | 0          | 211          | 6            | 8            | 225           |
|                    | 4 yrs but < 5 yrs                      | 0          | 53           | 3            | 0            | 56           | 0          | 112          | 7            | 2            | 121           | 0          | 165          | 10           | 2            | 177           |
|                    | 5 yrs and above                        | 0          | 81           | 45           | 11           | 137          | 0          | 331          | 223          | 44           | 598           | 0          | 412          | 268          | 55           | 735           |
|                    | <b>Total</b>                           | <b>5</b>   | <b>442</b>   | <b>56</b>    | <b>19</b>    | <b>522</b>   | <b>14</b>  | <b>1,133</b> | <b>253</b>   | <b>62</b>    | <b>1,462</b>  | <b>19</b>  | <b>1,575</b> | <b>309</b>   | <b>81</b>    | <b>1,984</b>  |
| Professional       | Less than 1 year                       | 1          | 62           | 9            | 16           | 88           | 0          | 99           | 5            | 10           | 114           | 1          | 161          | 14           | 26           | 202           |
|                    | 1 yr but < 2 yrs                       | 0          | 13           | 7            | 7            | 27           | 0          | 52           | 4            | 4            | 60            | 0          | 65           | 11           | 11           | 87            |
|                    | 2 yrs but < 3 yrs                      | 0          | 16           | 5            | 5            | 26           | 0          | 42           | 5            | 3            | 50            | 0          | 58           | 10           | 8            | 76            |
|                    | 3 yrs but < 4 yrs                      | 0          | 25           | 1            | 6            | 32           | 0          | 37           | 6            | 1            | 44            | 0          | 62           | 7            | 7            | 76            |
|                    | 4 yrs but < 5 yrs                      | 0          | 25           | 13           | 1            | 39           | 0          | 70           | 7            | 2            | 79            | 0          | 95           | 20           | 3            | 118           |
|                    | 5 yrs and above                        | 0          | 63           | 97           | 29           | 189          | 0          | 214          | 265          | 34           | 513           | 0          | 277          | 362          | 63           | 702           |
|                    | <b>Total</b>                           | <b>1</b>   | <b>204</b>   | <b>132</b>   | <b>64</b>    | <b>401</b>   | <b>0</b>   | <b>514</b>   | <b>292</b>   | <b>54</b>    | <b>860</b>    | <b>1</b>   | <b>718</b>   | <b>424</b>   | <b>118</b>   | <b>1,261</b>  |
| <b>Grand total</b> |  | <b>399</b> | <b>3,122</b> | <b>1,453</b> | <b>1,959</b> | <b>6,933</b> | <b>331</b> | <b>4,632</b> | <b>3,568</b> | <b>3,988</b> | <b>12,519</b> | <b>730</b> | <b>7,754</b> | <b>5,021</b> | <b>5,947</b> | <b>19,452</b> |

**Table 10 - Number of registered Unemployed and In Employment jobseekers by EIC and workfare by sex, as at end of October 2022**

| EIC <sup>1</sup>      | Unemployed   |               |               | In Employment |              |               | Total         |               |               |
|-----------------------|--------------|---------------|---------------|---------------|--------------|---------------|---------------|---------------|---------------|
|                       | Male         | Female        | Both sexes    | Male          | Female       | Both sexes    | Male          | Female        | Both sexes    |
| Curepipe              | 103          | 247           | 350           | 420           | 438          | 858           | 523           | 685           | 1,208         |
| Flacq                 | 767          | 2,746         | 3,513         | 2,354         | 1,864        | 4,218         | 3,121         | 4,610         | 7,731         |
| Goodlands             | 343          | 826           | 1,169         | 982           | 899          | 1,881         | 1,325         | 1,725         | 3,050         |
| Mahebourg             | 87           | 403           | 490           | 682           | 713          | 1,395         | 769           | 1,116         | 1,885         |
| Port Louis            | 1,139        | 1,315         | 2,454         | 717           | 554          | 1,271         | 1,856         | 1,869         | 3,725         |
| Quartier Militaire    | 262          | 765           | 1,027         | 921           | 892          | 1,813         | 1,183         | 1,657         | 2,840         |
| Quatre Bornes         | 401          | 619           | 1,020         | 301           | 416          | 717           | 702           | 1,035         | 1,737         |
| Riviere des Anguilles | 225          | 715           | 940           | 742           | 674          | 1,416         | 967           | 1,389         | 2,356         |
| Riviere du Rempart    | 182          | 547           | 729           | 629           | 552          | 1,181         | 811           | 1,099         | 1,910         |
| Rose Belle            | 169          | 775           | 944           | 1,034         | 945          | 1,979         | 1,203         | 1,720         | 2,923         |
| Rose Hill             | 199          | 373           | 572           | 371           | 383          | 754           | 570           | 756           | 1,326         |
| Triolet               | 559          | 1,190         | 1,749         | 970           | 799          | 1,769         | 1,529         | 1,989         | 3,518         |
| Vacoas                | 319          | 689           | 1,008         | 452           | 520          | 972           | 771           | 1,209         | 1,980         |
| Workfare              | 2,178        | 1,309         | 3,487         | 0             | 0            | 0             | 2,178         | 1,309         | 3,487         |
| <b>Total</b>          | <b>6,933</b> | <b>12,519</b> | <b>19,452</b> | <b>10,575</b> | <b>9,649</b> | <b>20,224</b> | <b>17,508</b> | <b>22,168</b> | <b>39,676</b> |

1 Employment Information Centre

Number of registered Unemployed jobseekers by EIC by sex at end of October 2022



source: Table 10



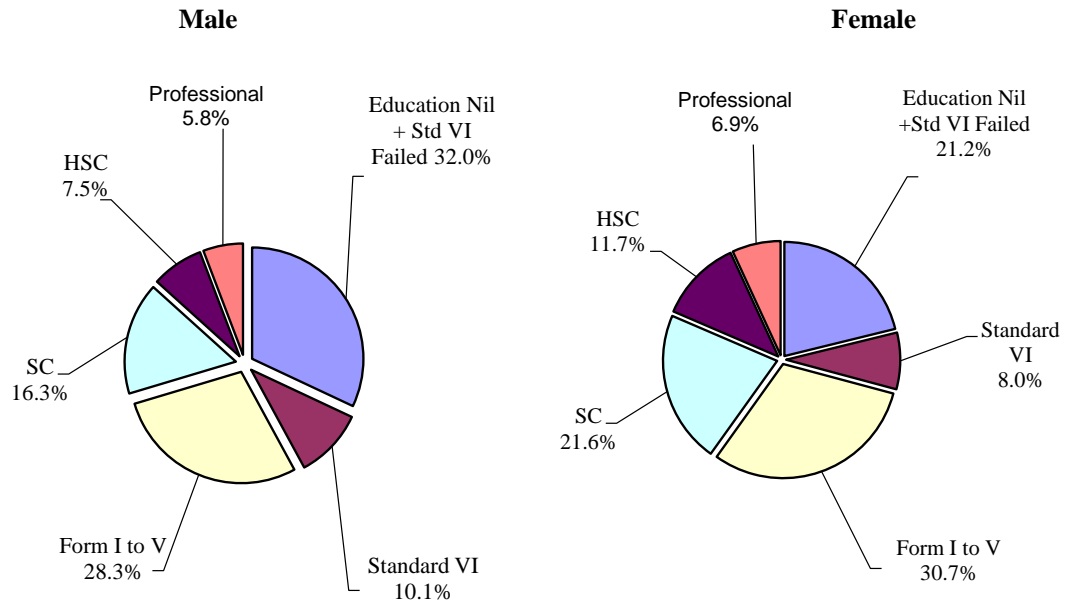
**Table 11 - Change in number of registered unemployed by age-group & sex, September 2022 - October 2022**

| Age-group<br>(years) | September 2022 |               |               | October 2022 |               |               | Change     |             |               |
|----------------------|----------------|---------------|---------------|--------------|---------------|---------------|------------|-------------|---------------|
|                      | Male           | Female        | Both<br>sexes | Male         | Female        | Both<br>sexes | Male       | Female      | Both<br>sexes |
| 16 - 19              | 415            | 363           | 778           | 399          | 331           | 730           | -16        | -32         | -48           |
| 20 -29               | 3211           | 4,785         | 7,996         | 3122         | 4632          | 7,754         | -89        | -153        | -242          |
| 30 -39               | 1453           | 3,620         | 5,073         | 1453         | 3568          | 5,021         | 0          | -52         | -52           |
| 40+                  | 1878           | 4,014         | 5,892         | 1959         | 3988          | 5,947         | 81         | -26         | 55            |
| <b>Total</b>         | <b>6,957</b>   | <b>12,782</b> | <b>19,739</b> | <b>6,933</b> | <b>12,519</b> | <b>19,452</b> | <b>-24</b> | <b>-263</b> | <b>-287</b>   |

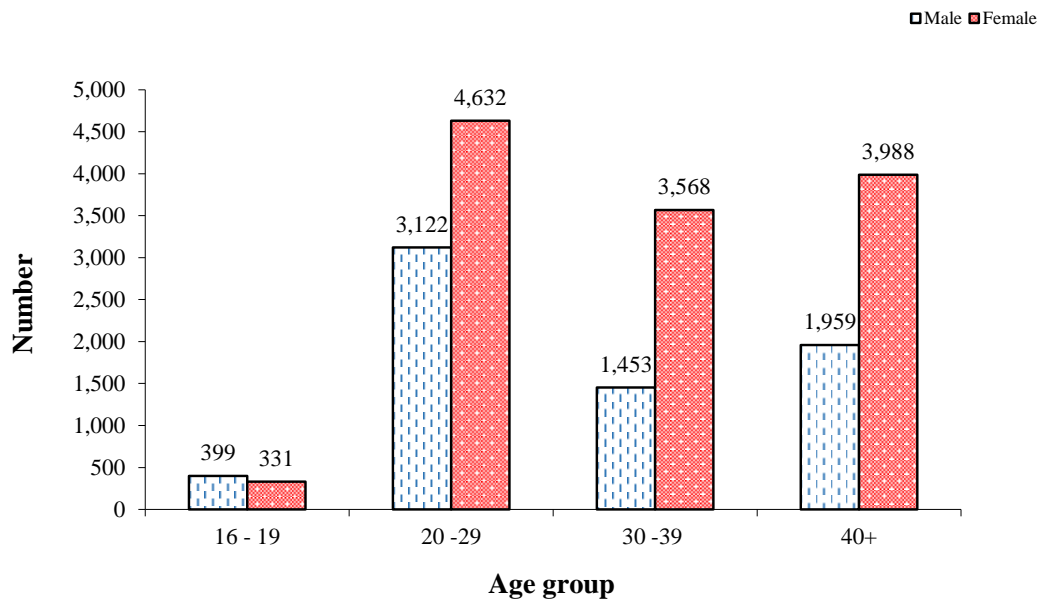
**Table 12 - Number of registered unemployed by occupational group and sex, as at end of October 2022**

| Occupational group                               | Male         | Female        | Both sexes    |
|--|--------------|---------------|---------------|
| Managers   | 54           | 42            | 96            |
| Professionals                                    | 219          | 758           | 977           |
| Technicians & Associate Professionals            | 573          | 886           | 1,459         |
| Clerical Support Workers                         | 1,240        | 3,881         | 5,121         |
| Service and Sales Workers                        | 1,141        | 3,080         | 4,221         |
| Skilled Agricultural, Forestry & Fishery Workers | 99           | 42            | 141           |
| Craft & Related Trades Workers                   | 1,315        | 495           | 1,810         |
| Plant & Machinery Operators & Assemblers         | 793          | 735           | 1,528         |
| Elementary Occupation                            | 1,259        | 1,994         | 3,253         |
| New Workers Seeking Employment                   | 240          | 606           | 846           |
| <b>Total</b>                                     | <b>6,933</b> | <b>12,519</b> | <b>19,452</b> |

**Figure 1 - Registered unemployed (%) by educational attainment, as at end of October 2022**



**Figure 2 - Number of registered unemployed by age group & sex, as at end of October 2022**



**Table 13 - Number of registered unemployed by district & sex, as at end of October 2022**

| <b>District</b>    | <b>Male</b>  | <b>Female</b> | <b>Both sexes</b> |
|--------------------|--------------|---------------|-------------------|
| Port Louis         | 1,139        | 1,315         | 2,454             |
| Black River        | 260          | 264           | 524               |
| Plaine Wilhems     | 1,589        | 2,229         | 3,818             |
| Pamplemousses      | 1,232        | 2,063         | 3,295             |
| Rivière du Rempart | 408          | 851           | 1,259             |
| Moka               | 400          | 829           | 1,229             |
| Flacq              | 985          | 2,849         | 3,834             |
| Grand Port         | 440          | 1,117         | 1,557             |
| Savanne            | 480          | 1,002         | 1,482             |
| <b>Total</b>       | <b>6,933</b> | <b>12,519</b> | <b>19,452</b>     |

**Table 14 - Number of registered unemployed by locality & sex, as at end of October 2022**

| <b>Locality</b>     | <b>Male</b> | <b>Female</b> | <b>Both sexes</b> |
|---------------------|-------------|---------------|-------------------|
| Baie Du Cap         | 20          | 23            | 43                |
| Bambous             | 127         | 140           | 267               |
| Beau Bassin         | 134         | 167           | 301               |
| Bel Air             | 184         | 462           | 646               |
| Bell Village        | 1           | 0             | 1                 |
| Belle Vue Maurel    | 47          | 130           | 177               |
| Bramsthan           | 62          | 243           | 305               |
| Brisee Verdier      | 119         | 313           | 432               |
| Camp de Masque Pave | 59          | 171           | 230               |
| Camp Diable         | 38          | 62            | 100               |
| Canot               | 40          | 27            | 67                |
| Case Noyale         | 15          | 19            | 34                |
| Central Flacq       | 113         | 333           | 446               |
| Chemin Grenier      | 89          | 176           | 265               |
| Cottage             | 40          | 86            | 126               |

**Table 14 (cont'd) - Number of registered unemployed by locality & sex, as at end of October 2022**

| <b>Locality</b>        | <b>Male</b> | <b>Female</b> | <b>Both sexes</b> |
|------------------------|-------------|---------------|-------------------|
| Curepipe               | 292         | 374           | 666               |
| Dagotiere              | 44          | 97            | 141               |
| Fond Du Sac            | 55          | 96            | 151               |
| Goodlands              | 118         | 184           | 302               |
| Grand Bay              | 75          | 94            | 169               |
| Grand Bois             | 67          | 191           | 258               |
| Grand Gaube            | 67          | 82            | 149               |
| Grand River South East | 20          | 43            | 63                |
| L'Escalier             | 71          | 122           | 193               |
| La Rosa                | 69          | 227           | 296               |
| Lallmatie              | 94          | 316           | 410               |
| Laventure              | 27          | 102           | 129               |
| Long Mountain          | 103         | 250           | 353               |
| Mahebourg              | 108         | 203           | 311               |
| Mare La Chaux          | 75          | 241           | 316               |
| Medine                 | 49          | 106           | 155               |
| Moka                   | 30          | 60            | 90                |
| Mont Roches            | 19          | 34            | 53                |
| Montagne Blanche       | 65          | 149           | 214               |
| Old Grand Port         | 30          | 50            | 80                |
| Pamplemousses          | 189         | 293           | 482               |
| Petit Raffray          | 61          | 124           | 185               |
| Petite Riviere         | 57          | 60            | 117               |
| Phoenix                | 116         | 181           | 297               |
| Piton                  | 52          | 82            | 134               |
| Plaine des Papayes     | 120         | 218           | 338               |
| Plaine Magnien         | 45          | 96            | 141               |
| Pointe aux Piments     | 53          | 90            | 143               |



**Table 14 (cont'd) - Number of registered unemployed by locality & sex, as at end of October 2022**

| <b>Locality</b>       | <b>Male</b>  | <b>Female</b> | <b>Both sexes</b> |
|-----------------------|--------------|---------------|-------------------|
| Port Louis            | 1,138        | 1,315         | 2,453             |
| Poste de Flacq        | 46           | 162           | 208               |
| Poudre d'Or Hamlet    | 37           | 72            | 109               |
| Poudre d'Or Village   | 30           | 59            | 89                |
| Quartier Militaire    | 94           | 176           | 270               |
| Quatre Bornes         | 466          | 587           | 1,053             |
| Quatre Soeurs         | 56           | 138           | 194               |
| Riviere des Creoles   | 16           | 48            | 64                |
| Riviere des Anguilles | 93           | 231           | 324               |
| Riviere du Poste      | 23           | 104           | 127               |
| Riviere du Rempart    | 114          | 225           | 339               |
| Roche Noires          | 42           | 108           | 150               |
| Rose Belle            | 115          | 320           | 435               |
| Rose Hill             | 222          | 275           | 497               |
| Sebastopol            | 55           | 154           | 209               |
| Souillac              | 103          | 175           | 278               |
| St. Hubert            | 12           | 39            | 51                |
| St. Julien d'Hotman   | 43           | 105           | 148               |
| St. Pierre            | 124          | 242           | 366               |
| Tamarin               | 16           | 13            | 29                |
| Terre Rouge           | 204          | 324           | 528               |
| Triolet               | 233          | 397           | 630               |
| Trois Boutiques       | 23           | 54            | 77                |
| Trou d'Eau Douce      | 27           | 65            | 92                |
| Vacoas                | 342          | 614           | 956               |
| <b>Total</b>          | <b>6,933</b> | <b>12,519</b> | <b>19,452</b>     |

**Table 15 - Number of registered unemployed with disabilities by nature of disability and sex, as at end of October 2022**

| <b>Nature of disability</b>                      | <b>Male</b> | <b>Female</b> | <b>Both sexes</b> |
|--|-------------|---------------|-------------------|
| Abnormal movement of body parts                  | 8           | 3             | 11                |
| Blind  | 1           | 0             | 1                 |
| Crippled   | 1           | 4             | 5                 |
| Deaf   | 3           | 1             | 4                 |
| Deaf and Dumb                                    | 4           | 1             | 5                 |
| Deformation of body parts since birth            | 12          | 4             | 16                |
| Disabled following surgical operation or illness | 10          | 3             | 13                |
| Disabled due to accident                         | 12          | 1             | 13                |
| Dumb   | 2           | 1             | 3                 |
| Epileptic  | 4           | 2             | 6                 |
| Lame   | 2           | 1             | 3                 |
| Mental illness                                   | 3           | 4             | 7                 |
| Mentally retarded                                | 10          | 5             | 15                |
| Partly blind                                     | 3           | 1             | 4                 |
| Partly deaf                                      | 4           | 3             | 7                 |
| Stammer  | 3           | 5             | 8                 |
| <b>Total</b>                                     | <b>82</b>   | <b>39</b>     | <b>121</b>        |

**Table 16 - Number of UNEMPLOYED new registrants, re-registrants and those who reported for maintaining their registration by Employment Information Centre & sex, October 2022**

| Employment Information Centre | New registrants |            |            | Re-registrants |            |            | Those who reported for maintaining their registration |              |              |
|-------------------------------|-----------------|------------|------------|----------------|------------|------------|---|--------------|--------------|
|                               | Male            | Female     | Both sexes | Male           | Female     | Both sexes | Male  | Female       | Both sexes   |
| Curepipe                      | 9               | 12         | 21         | 6              | 17         | 23         | 17  | 45           | 62           |
| Flacq                         | 28              | 24         | 52         | 52             | 67         | 119        | 150   | 624          | 774          |
| Mahebourg                     | 9               | 15         | 24         | 13             | 22         | 35         | 15  | 73           | 88           |
| Goodlands                     | 8               | 8          | 16         | 18             | 22         | 40         | 71  | 175          | 246          |
| Port Louis                    | 41              | 47         | 88         | 69             | 56         | 125        | 158   | 220          | 378          |
| Quartier Militaire            | 6               | 22         | 28         | 17             | 35         | 52         | 35  | 153          | 188          |
| Quatre Bornes                 | 13              | 10         | 23         | 33             | 26         | 59         | 59  | 116          | 175          |
| Riv. Des Anguilles            | 17              | 14         | 31         | 13             | 23         | 36         | 30  | 157          | 187          |
| Riv. Du Rempart               | 3               | 9          | 12         | 9              | 12         | 21         | 30  | 110          | 140          |
| Rose Belle                    | 13              | 13         | 26         | 17             | 25         | 42         | 25  | 162          | 187          |
| Rose Hill                     | 15              | 13         | 28         | 16             | 31         | 47         | 15  | 41           | 56           |
| Triolet                       | 23              | 23         | 46         | 39             | 35         | 74         | 113   | 279          | 392          |
| Vacoas                        | 10              | 11         | 21         | 15             | 40         | 55         | 43  | 139          | 182          |
| Workfare                      | 111             | 30         | 141        | 64             | 30         | 94         | 514   | 306          | 820          |
| <b>Total</b>                  | <b>306</b>      | <b>251</b> | <b>557</b> | <b>381</b>     | <b>441</b> | <b>822</b> | <b>1,275</b>  | <b>2,600</b> | <b>3,875</b> |

**Table17 - Change in the number of new unemployed registrants by educational attainment and sex , September 2022 - October 2022**

| Education Level                   | September 2022 |            |            | October 2022 |            |            | Change    |            |            |
|-----------------------------------|----------------|------------|------------|--------------|------------|------------|-----------|------------|------------|
|                                   | Male           | Female     | Both sexes | Male         | Female     | Both sexes | Male      | Female     | Both sexes |
| Education Nil+Std VI (failed)     | 95             | 88         | 183        | 155          | 100        | 255        | 60        | 12         | 72         |
| Standard VI (passed)              | 24             | 21         | 45         | 27           | 17         | 44         | 3         | -4         | -1         |
| Form I to V (including SC failed) | 45             | 45         | 90         | 48           | 42         | 90         | 3         | -3         | 0          |
| SC (including HSC failed)         | 27             | 57         | 84         | 32           | 33         | 65         | 5         | -24        | -19        |
| HSC                               | 31             | 67         | 98         | 24           | 47         | 71         | -7        | -20        | -27        |
| Professional                      | 17             | 26         | 43         | 20           | 12         | 32         | 3         | -14        | -11        |
| <b>Total</b>                      | <b>239</b>     | <b>304</b> | <b>543</b> | <b>306</b>   | <b>251</b> | <b>557</b> | <b>67</b> | <b>-53</b> | <b>14</b>  |

**Table 18 - Number of new unemployed registrants by educational attainment, sex and age group, October 2022**

| Age group<br>Education level      | Male      |            |           |            |            | Female    |            |           |           |            | Both sexes |            |           |            |            |
|-----------------------------------|-----------|------------|-----------|------------|------------|-----------|------------|-----------|-----------|------------|------------|------------|-----------|------------|------------|
|                                   | 16 - 19   | 20 - 29    | 30 - 39   | 40+        | Total      | 16 - 19   | 20 - 29    | 30 - 39   | 40+       | Total      | 16 - 19    | 20 - 29    | 30 - 39   | 40+        | Total      |
| Education Nil+Std VI (failed)     | 12        | 23         | 28        | 92         | 155        | 5         | 27         | 25        | 43        | 100        | 17         | 50         | 53        | 135        | 255        |
| Standard VI (passed)              | 4         | 10         | 6         | 7          | 27         | 0         | 6          | 5         | 6         | 17         | 4          | 16         | 11        | 13         | 44         |
| Form I to V (including SC failed) | 15        | 17         | 5         | 11         | 48         | 13        | 20         | 6         | 3         | 42         | 28         | 37         | 11        | 14         | 90         |
| SC (including HSC failed)         | 10        | 19         | 2         | 1          | 32         | 13        | 17         | 2         | 1         | 33         | 23         | 36         | 4         | 2          | 65         |
| HSC                               | 0         | 22         | 1         | 1          | 24         | 1         | 43         | 2         | 1         | 47         | 1          | 65         | 3         | 2          | 71         |
| Professional                      | 0         | 15         | 0         | 5          | 20         | 0         | 10         | 1         | 1         | 12         | 0          | 25         | 1         | 6          | 32         |
| <b>Total</b>                      | <b>41</b> | <b>106</b> | <b>42</b> | <b>117</b> | <b>306</b> | <b>32</b> | <b>123</b> | <b>41</b> | <b>55</b> | <b>251</b> | <b>73</b>  | <b>229</b> | <b>83</b> | <b>172</b> | <b>557</b> |

**Table 19 - Number of new unemployed registrants by occupational group and sex, October 2022**

| Occupational group                               | Male       | Female     | Both sexes |
|--|------------|------------|------------|
| Managers   | 4          | 3          | 7          |
| Professionals                                    | 20         | 13         | 33         |
| Technicians & Associate Professionals            | 32         | 18         | 50         |
| Clerical support workers                         | 26         | 64         | 90         |
| Service & sales workers                          | 37         | 51         | 88         |
| Skilled agricultural, forestry & fishery workers | 7          | 3          | 10         |
| Craft & related trades workers                   | 73         | 2          | 75         |
| Plant & machine operators & assemblers           | 32         | 6          | 38         |
| Elementary occupations                           | 53         | 70         | 123        |
| New workers seeking employment                   | 22         | 21         | 43         |
| <b>Total</b>                                     | <b>306</b> | <b>251</b> | <b>557</b> |

**Table 20 - Number of IN EMPLOYMENT new registrants, re-registrants and those who reported for maintaining their registration by Employment Information Centre & sex, October 2022**

| Employment Information Centre | New registrants |           |            | Re-registrants |            |            | Those who reported for maintaining their registration |              |              |
|-------------------------------|-----------------|-----------|------------|----------------|------------|------------|---|--------------|--------------|
|                               | Male            | Female    | Both sexes | Male           | Female     | Both sexes | Male  | Female       | Both sexes   |
| Curepipe                      | 6               | 3         | 9          | 24             | 16         | 40         | 81  | 82           | 163          |
| Flacq                         | 13              | 9         | 22         | 55             | 37         | 92         | 541   | 443          | 984          |
| Mahebourg                     | 5               | 4         | 9          | 22             | 12         | 34         | 141   | 158          | 299          |
| Goodlands                     | 4               | 1         | 5          | 30             | 20         | 50         | 239   | 223          | 462          |
| Port Louis                    | 8               | 7         | 15         | 34             | 25         | 59         | 159   | 110          | 269          |
| Quartier Militaire            | 5               | 5         | 10         | 42             | 15         | 57         | 205   | 195          | 400          |
| Quatre Bornes                 | 2               | 5         | 7          | 8              | 17         | 25         | 68  | 76           | 144          |
| Riv. Des Anguilles            | 2               | 4         | 6          | 21             | 16         | 37         | 171   | 150          | 321          |
| Riv. Du Rempart               | 4               | 2         | 6          | 15             | 12         | 27         | 145   | 146          | 291          |
| Rose Belle                    | 4               | 4         | 8          | 29             | 18         | 47         | 219   | 219          | 438          |
| Rose Hill                     | 11              | 1         | 12         | 19             | 28         | 47         | 55  | 56           | 111          |
| Triolet                       | 5               | 2         | 7          | 38             | 25         | 63         | 206   | 166          | 372          |
| Vacoas                        | 4               | 3         | 7          | 25             | 17         | 42         | 101   | 125          | 226          |
| <b>Total</b>                  | <b>73</b>       | <b>50</b> | <b>123</b> | <b>362</b>     | <b>258</b> | <b>620</b> | <b>2,331</b>  | <b>2,149</b> | <b>4,480</b> |

**Table 21 - Number of Unemployed and In Employment jobseekers de-registered by EIC and sex, as at end of October 2022**

| EIC <sup>1</sup>      | Unemployed |            |              | In Employment |            |              | Total        |              |              |
|-----------------------|------------|------------|--------------|---------------|------------|--------------|--------------|--------------|--------------|
|                       | Male       | Female     | Both sexes   | Male          | Female     | Both sexes   | Male         | Female       | Both sexes   |
| Curepipe              | 18         | 32         | 50           | 58            | 40         | 98           | 76           | 72           | 148          |
| Flacq                 | 79         | 168        | 247          | 161           | 100        | 261          | 240          | 268          | 508          |
| Goodlands             | 49         | 70         | 119          | 61            | 34         | 95           | 110          | 104          | 214          |
| Mahebourg             | 17         | 33         | 50           | 55            | 55         | 110          | 72           | 88           | 160          |
| Port Louis            | 125        | 126        | 251          | 45            | 48         | 93           | 170          | 174          | 344          |
| Quartier Militaire    | 40         | 55         | 95           | 61            | 46         | 107          | 101          | 101          | 202          |
| Quatre Bornes         | 74         | 65         | 139          | 28            | 29         | 57           | 102          | 94           | 196          |
| Riviere des Anguilles | 26         | 53         | 79           | 53            | 37         | 90           | 79           | 90           | 169          |
| Riviere du Rempart    | 15         | 28         | 43           | 51            | 28         | 79           | 66           | 56           | 122          |
| Rose Belle            | 23         | 48         | 71           | 63            | 41         | 104          | 86           | 89           | 175          |
| Rose Hill             | 47         | 62         | 109          | 24            | 31         | 55           | 71           | 93           | 164          |
| Triolet               | 57         | 84         | 141          | 47            | 52         | 99           | 104          | 136          | 240          |
| Vacoas                | 51         | 65         | 116          | 41            | 28         | 69           | 92           | 93           | 185          |
| <b>Total</b>          | <b>621</b> | <b>889</b> | <b>1,510</b> | <b>748</b>    | <b>569</b> | <b>1,317</b> | <b>1,369</b> | <b>1,458</b> | <b>2,827</b> |

<sup>1</sup> Employment Information Centre

**Table 22 - Number of vacancies notified in EICs<sup>1</sup> by industrial group and sex, October 2022**

| <b>Industrial group</b>  | <b>Male</b>  | <b>Female</b> | <b>Either male or female</b> | <b>Total</b> |
|--|--------------|---------------|------------------------------|--------------|
| Agriculture, hunting, forestry and fishing   | 538          | 42            | 271                          | 851          |
| Manufacturing  | 218          | 27            | 170                          | 415          |
| <i>of which: Textile</i>   | 5            | 0             | 25                           | 30           |
| <i>Wearing apparel</i>   | 3            | 0             | 37                           | 40           |
| Construction   | 147          | 5             | 435                          | 587          |
| Wholesale & retail trade; repair of m/vehicles, motorcycles & personal & household goods | 112          | 5             | 144                          | 261          |
| Transport, storage and communications  | 3            | 0             | 6                            | 9            |
| Hotels and restaurants   | 21           | 14            | 167                          | 202          |
| Information Technology   | 9            | 0             | 40                           | 49           |
| Financial intermediation   | 5            | 0             | 53                           | 58           |
| Real estate, renting and business activities   | 46           | 9             | 201                          | 256          |
| Education  | 1            | 0             | 0                            | 1            |
| Health and social work   | 3            | 29            | 8                            | 40           |
| Other community, social and personal service activities                                  | 0            | 2             | 2                            | 4            |
| Private households with employed persons   | 0            | 16            | 5                            | 21           |
| <b>Total</b>   | <b>1,103</b> | <b>149</b>    | <b>1,502</b>                 | <b>2,754</b> |

<sup>1</sup>EICs - Employment Information Centres**Table 23 - Number of vacancies notified in the PRESS by industrial group and sex, October 2022**

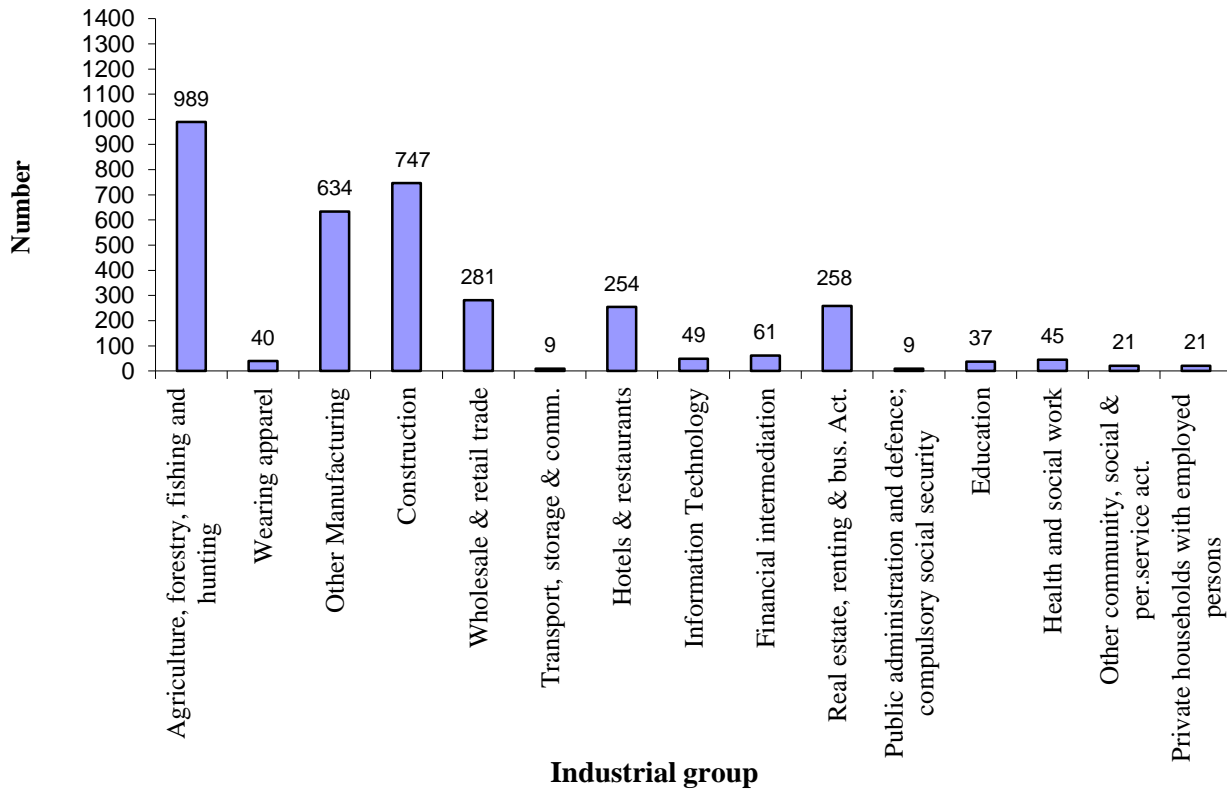
| <b>Industrial group</b>  | <b>Male</b> | <b>Female</b> | <b>Either male or female</b> | <b>Total</b> |
|--|-------------|---------------|------------------------------|--------------|
| Agriculture, hunting, forestry and fishing   | 0           | 0             | 138                          | 138          |
| Manufacturing  | 22          | 0             | 237                          | 259          |
| Construction   | 1           | 0             | 159                          | 160          |
| Wholesale & retail trade; repair of m/vehicles, motorcycles & personal & household goods | 0           | 0             | 20                           | 20           |
| Hotels and restaurants   | 0           | 0             | 52                           | 52           |
| Financial intermediation   | 0           | 0             | 3                            | 3            |
| Real estate, renting and business activities   | 0           | 0             | 2                            | 2            |
| Public Administration and Defence  | 0           | 0             | 9                            | 9            |
| Education  | 0           | 0             | 36                           | 36           |
| Health and social work   | 0           | 0             | 5                            | 5            |
| Other community, social and personal service activities                                  | 0           | 0             | 17                           | 17           |
| <b>Total</b>   | <b>23</b>   | <b>0</b>      | <b>678</b>                   | <b>701</b>   |

**Table 24 - Number of vacancies notified in the press and in EICs by industrial group and skill level, October 2022**

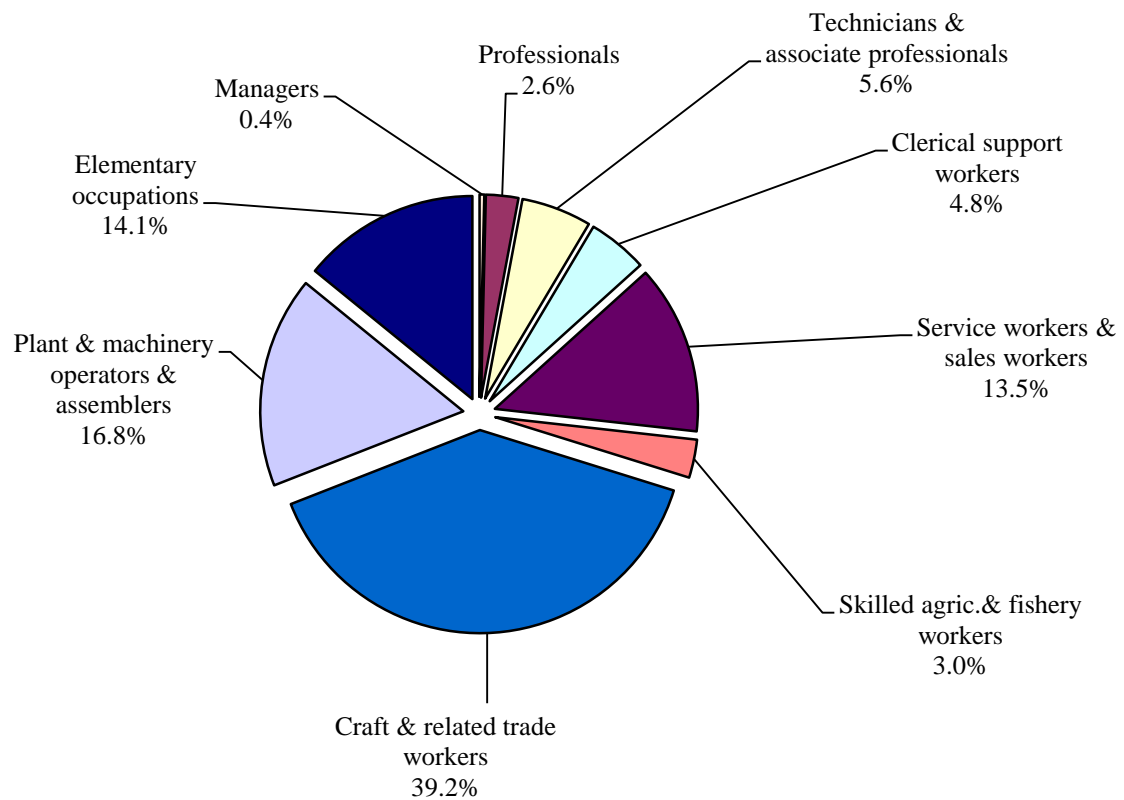
| <b>Industrial group</b>  | <b>Managers</b> | <b>Professionals</b> | <b>Technicians &amp; associate professionals</b> | <b>Clerical support workers</b> | <b>Service workers &amp; sales workers</b> | <b>Skilled agric., forestry &amp; fishery workers</b> | <b>Craft &amp; related trade workers</b> | <b>Plant &amp; machine operators &amp; assemblers</b> | <b>Elementary occupations</b> | <b>Total</b> |
|--|-----------------|----------------------|--|---------------------------------|--|---|--|---|-------------------------------|--------------|
| Agriculture, hunting, forestry and fishing   | 0               | 11                   | 29   | 20                              | 86   | 53  | 436                                      | 220   | 134                           | <b>989</b>   |
| Manufacturing  | 0               | 8                    | 21   | 36                              | 17   | 19  | 209                                      | 272   | 92                            | <b>674</b>   |
| <i>of which : Textile</i>  | 0               | 0                    | 0  | 10                              | 0  | 0   | 0  | 17  | 3                             | <b>30</b>    |
| <i>Wearing apparel</i>   | 0               | 2                    | 3  | 4                               | 2  | 0   | 4  | 25  | 0                             | <b>40</b>    |
| Construction   | 2               | 11                   | 13   | 10                              | 2  | 10  | 629                                      | 46  | 24                            | <b>747</b>   |
| Wholesale & retail trade; repair of motor vehicles, motorcycles & personal and household goods | 0               | 1                    | 34   | 31                              | 65   | 0   | 33                                       | 22  | 95                            | <b>281</b>   |
| Transport, storage & communications  | 0               | 0                    | 0  | 6                               | 0  | 0   | 0  | 3   | 0                             | <b>9</b>     |
| Hotels & restaurants   | 7               | 2                    | 20   | 1                               | 128  | 5   | 33                                       | 7   | 51                            | <b>254</b>   |
| Information technology   | 0               | 30                   | 19   | 0                               | 0  | 0   | 0  | 0   | 0                             | <b>49</b>    |
| Financial intermediation   | 0               | 1                    | 16   | 39                              | 4  | 0   | 1  | 0   | 0                             | <b>61</b>    |
| Real estate, renting and business activities   | 1               | 1                    | 21   | 9                               | 135  | 15  | 4  | 8   | 64                            | <b>258</b>   |
| Public administration and defence; compulsory social security                                  | 1               | 3                    | 5  | 0                               | 0  | 0   | 0  | 0   | 0                             | <b>9</b>     |
| Education  | 1               | 19                   | 2  | 6                               | 3  | 1   | 0  | 2   | 3                             | <b>37</b>    |
| Health and social work   | 1               | 1                    | 9  | 3                               | 17   | 0   | 0  | 0   | 14                            | <b>45</b>    |
| Other community, social and personal service activities  | 0               | 1                    | 4  | 4                               | 0  | 1   | 10                                       | 1   | 0                             | <b>21</b>    |
| Private households with employed persons   | 0               | 0                    | 0  | 0                               | 8  | 1   | 1  | 0   | 11                            | <b>21</b>    |
| <b>Total</b>   | <b>13</b>       | <b>89</b>            | <b>193</b>                                       | <b>165</b>                      | <b>465</b>                                 | <b>105</b>  | <b>1,356</b>                             | <b>581</b>  | <b>488</b>                    | <b>3,455</b> |



**Figure 3 - Number of vacancies by industrial group, October 2022**



**Figure 4 - Distribution (%) of vacancies by skill level, October 2022**



**Table 25 - Change in number of vacancies notified in the press and in EICs by industrial group, September 2022 - October 2022**

| <b>Industrial group</b>   | <b>September 2022</b> | <b>October 2022</b> | <b>Change</b> |
|---|-----------------------|---------------------|---------------|
| Agriculture, hunting, forestry & fishing  | 1,055                 | 989                 | -66           |
| Manufacturing   | 591                   | 674                 | 83            |
| <i>of which: Textiles</i>   | 5                     | 30                  | 25            |
| <i>Wearing apparel</i>  | 55                    | 40                  | -15           |
| Electricity, gas and water supply   | 0                     | 0                   | 0             |
| Construction  | 385                   | 747                 | 362           |
| Wholesale & retail trade; repair of motor vehicles, motorcycles, personal and household goods | 744                   | 281                 | -463          |
| Transport, storage & communications   | 61                    | 9                   | -52           |
| Hotels & restaurants  | 619                   | 254                 | -365          |
| Information technology  | 37                    | 49                  | 12            |
| Financial intermediation  | 47                    | 61                  | 14            |
| Real estate, renting and business activities  | 313                   | 258                 | -55           |
| Public administration and defence; compulsory social security                                 | 14                    | 9                   | -5            |
| Education   | 21                    | 37                  | 16            |
| Health & social work  | 63                    | 45                  | -18           |
| Other community, social and personal service activities                                       | 51                    | 21                  | -30           |
| Private households with employed persons  | 22                    | 21                  | -1            |
| <b>Total</b>  | <b>4,023</b>          | <b>3,455</b>        | <b>-568</b>   |

**Table 26 - Number of placements effected under the Youth Employment Programme (private sector) by industrial group and sex, October 2022**

| <b>Industrial group</b>  | <b>Male</b> | <b>Female</b> | <b>Both sexes</b> |
|--|-------------|---------------|-------------------|
| Agriculture, Forestry, Hunting and Fishing                           | 0           | 3             | 3                 |
| Manufacturing  | 1           | 0             | 1                 |
| Wholesale and retail trade: repair of motor vehicles and motorcycles | 0           | 2             | 2                 |
| Transportation and Storage   | 0           | 1             | 1                 |
| Accommodation and food service activities                            | 1           | 4             | 5                 |
| Information and communication  | 4           | 0             | 4                 |
| Financial and insurance activities                                   | 2           | 1             | 3                 |
| Real estate activities   | 1           | 3             | 4                 |
| Professional, scientific and technical activities                    | 9           | 21            | 30                |
| Administrative and support service activities                        | 0           | 1             | 1                 |
| Human health and social work activities                              | 0           | 1             | 1                 |
| Arts, entertainment and recreation                                   | 1           | 1             | 2                 |
| Other service activities   | 1           | 0             | 1                 |
| <b>Total</b>   | <b>20</b>   | <b>38</b>     | <b>58</b>         |

**Table 27 - Result of submission of candidates to employers for job placement effected in October 2022**

| <b>Employment Information Centre</b>  | <b>Vacancies</b> | <b>Applicants referred to employers</b> | <b>Declined offer</b> | <b>Failed to report to employer</b> | <b>Not selected</b> | <b>Result not yet known</b> | <b>Number placed</b> | <b>Placements for previous vacancies</b> |
|---------------------------------------|------------------|---|-----------------------|-------------------------------------|---------------------|-----------------------------|----------------------|--|
| Triolet                               | 231              | 1,279                                   | 5                     | 593                                 | 655                 | 0                           | 26                   | 0  |
| Riviere du Rempart                    | 37               | 128                                     | 11                    | 19                                  | 66                  | 12                          | 17                   | 3  |
| Goodlands                             | 605              | 323                                     | 0                     | 5                                   | 167                 | 129                         | 22                   | 0  |
| Port Louis                            | 399              | 80                                      | 29                    | 0                                   | 23                  | 0                           | 28                   | 0  |
| Rose Hill                             | 306              | 127                                     | 23                    | 0                                   | 64                  | 17                          | 18                   | 5  |
| Quatre Bornes                         | 249              | 324                                     | 0                     | 0                                   | 304                 | 0                           | 20                   | 0  |
| Vacoas                                | 196              | 384                                     | 0                     | 0                                   | 363                 | 0                           | 21                   | 0  |
| Curepipe                              | 189              | 80                                      | 8                     | 2                                   | 47                  | 1                           | 17                   | 5  |
| Quartier Militaire                    | 126              | 311                                     | 0                     | 0                                   | 289                 | 0                           | 22                   | 0  |
| Flacq                                 | 207              | 453                                     | 0                     | 0                                   | 426                 | 0                           | 27                   | 0  |
| Rose Belle                            | 104              | 193                                     | 7                     | 1                                   | 83                  | 81                          | 19                   | 2  |
| Riviere Des Anguilles                 | 63               | 292                                     | 8                     | 0                                   | 199                 | 68                          | 17                   | 0  |
| Mahebourg                             | 42               | 64                                      | 0                     | 2                                   | 5                   | 36                          | 18                   | 3  |
| <b>Total</b>                          | <b>2,754</b>     | <b>4,038</b>                            | <b>91</b>             | <b>622</b>                          | <b>2,691</b>        | <b>344</b>                  | <b>272</b>           | <b>18</b>                                |
| <b>Vacancies in the Public Sector</b> | <b>20</b>        | <b>150</b>                              | <b>0</b>              | <b>0</b>                            | <b>0</b>            | <b>0</b>                    | <b>0</b>             | <b>0</b>                                 |
| <b>Grand Total</b>                    | <b>2,774</b>     | <b>4,188</b>                            | <b>91</b>             | <b>622</b>                          | <b>2,691</b>        | <b>344</b>                  | <b>272</b>           | <b>18</b>                                |

Table 28 - Number of placements effected by industrial group, occupation and sex, October 2022

| Industrial group   | Occupation                                 | Male      | Female    | Both sexes |
|--|--|-----------|-----------|------------|
| Agriculture  | Monkey Farm Worker, Unskilled              | 1         | 0         | 1          |
|  | Poultry Farm Worker, Unskilled             | 2         | 0         | 2          |
|  | Site Supervisor                            | 1         | 0         | 1          |
|  | <b>Sub Total</b>                           | <b>4</b>  | <b>0</b>  | <b>4</b>   |
| Manufacturing  | Administrative Clerk                       | 0         | 2         | 2          |
|  | Aluminium Worker                           | 1         | 0         | 1          |
|  | Checker                                    | 0         | 1         | 1          |
|  | Cleaner                                    | 1         | 2         | 3          |
|  | Clerical Officer / Clerk                   | 0         | 3         | 3          |
|  | Electrician                                | 1         | 0         | 1          |
|  | Graphic Designer Draughtsman               | 1         | 0         | 1          |
|  | Helper                                     | 8         | 10        | 18         |
|  | Helper, Store                              | 1         | 0         | 1          |
|  | Kitchen Helper                             | 0         | 1         | 1          |
|  | Lorry Attendant                            | 4         | 0         | 4          |
|  | Lorry Driver, Heavy / Chauffeur Poid-Lourd | 2         | 0         | 2          |
|  | Machine Helper                             | 0         | 1         | 1          |
|  | Machine Operator, Sewing                   | 0         | 2         | 2          |
|  | Marketing Officer                          | 1         | 1         | 2          |
|  | Production Planning Clerk                  | 0         | 1         | 1          |
|  | Receptionist                               | 0         | 1         | 1          |
|  | Sales Invoice Clerk                        | 0         | 1         | 1          |
|  | Security Controller                        | 1         | 0         | 1          |
|  | Shop Assistant                             | 1         | 4         | 5          |
|  | Storekeeper                                | 1         | 0         | 1          |
|  | Waiter/Waitress, General                   | 1         | 1         | 2          |
|  | <b>Sub Total</b>                           | <b>24</b> | <b>31</b> | <b>55</b>  |
| Construction   | Accounts Clerk                             | 0         | 2         | 2          |
|  | Administrative Assistant                   | 0         | 1         | 1          |
|  | Administrative Officer                     | 0         | 1         | 1          |
|  | Apprentice Cabinet Maker                   | 1         | 0         | 1          |
|  | Building Construction Labourer             | 3         | 0         | 3          |
|  | Driver, Private Car                        | 1         | 0         | 1          |
|  | Human Resource Officer                     | 0         | 1         | 1          |
|  | Mason, General                             | 2         | 0         | 2          |
|  | Welder                                     | 1         | 0         | 1          |
|  | <b>Sub Total</b>                           | <b>8</b>  | <b>5</b>  | <b>13</b>  |
| Wholesale & retail trade; repair of motor vehicles, motorcycles & personal and household goods | Accounts Clerk                             | 0         | 4         | 4          |
|  | Cabinet Maker                              | 4         | 0         | 4          |
|  | Cashier                                    | 0         | 13        | 13         |
|  | Cleaner                                    | 4         | 6         | 10         |
|  | Cleaner, Building/Office                   | 0         | 1         | 1          |
|  | Cleaner, Car and Bus                       | 1         | 0         | 1          |
|  | Dispenser                                  | 0         | 1         | 1          |

**Table 28 (cont'd) - Number of placements effected by industrial group, occupation and sex, October 2022**

| <b>Industrial group</b>   | <b>Occupation</b>                            | <b>Male</b> | <b>Female</b> | <b>Both sexes</b> |
|---|--|-------------|---------------|-------------------|
| Wholesale & retail trade; repair of motor vehicles, motorcycles & personal and household goods (cont'd) | Driver/Helper                                | 1           | 0             | 1                 |
|   | Helper                                       | 1           | 1             | 2                 |
|   | Helper, Store                                | 1           | 0             | 1                 |
|   | Merchandiser, Clerk                          | 0           | 1             | 1                 |
|   | Pastry Maker/Cook                            | 1           | 0             | 1                 |
|   | Sales Assistant                              | 0           | 2             | 2                 |
|   | Sales Invoice Clerk                          | 0           | 1             | 1                 |
|   | Salesperson, Retail Trade                    | 2           | 4             | 6                 |
|   | Secretary                                    | 0           | 1             | 1                 |
|   | Service Station Attendant                    | 4           | 0             | 4                 |
|   | Shelves Worker                               | 2           | 2             | 4                 |
|   | Shop Assistant                               | 0           | 1             | 1                 |
|   | Showroom Supervisor                          | 0           | 1             | 1                 |
|   | Trainee Dispenser                            | 0           | 1             | 1                 |
|   | Waiter/Waitress, General                     | 0           | 1             | 1                 |
|   | <b>Sub Total</b>                             | <b>21</b>   | <b>41</b>     | <b>62</b>         |
| Transportation and Storage  | Air Cargo Clerk                              | 0           | 1             | 1                 |
|   | Driver/Helper                                | 4           | 0             | 4                 |
|   | <b>Sub Total</b>                             | <b>4</b>    | <b>1</b>      | <b>5</b>          |
| Hotels and Restaurants  | Assistant Cook                               | 0           | 1             | 1                 |
|   | Bar Waiter/Bar Waitress                      | 1           | 0             | 1                 |
|   | Barman/Barmaid                               | 1           | 0             | 1                 |
|   | Cashier                                      | 1           | 3             | 4                 |
|   | Computer Support Officer                     | 1           | 0             | 1                 |
|   | Cook, General                                | 3           | 1             | 4                 |
|   | Cook, Hotel/Restaurant                       | 1           | 0             | 1                 |
|   | Cook Mauritian/Creole Cuisine                | 1           | 0             | 1                 |
|   | Driver, Private Car                          | 1           | 0             | 1                 |
|   | Gardener                                     | 0           | 1             | 1                 |
|   | Guest Relations Officer                      | 0           | 1             | 1                 |
|   | Hotel Receptionist                           | 1           | 0             | 1                 |
|   | Human Resource Assistant                     | 1           | 0             | 1                 |
|   | Kitchen Helper                               | 0           | 1             | 1                 |
|   | Porter, Luggage                              | 1           | 0             | 1                 |
|   | Sales Assistant                              | 0           | 1             | 1                 |
|   | Secretary                                    | 0           | 1             | 1                 |
|   | Security Controller                          | 1           | 0             | 1                 |
|   | Shop Assistant                               | 0           | 1             | 1                 |
|   | Steward / Stewardess / Stewarding Technician | 0           | 1             | 1                 |
|   | Valet/Chambermaid, Hotel                     | 1           | 6             | 7                 |
|   | Waiter/Waitress, General                     | 10          | 9             | 19                |
|   | Waiter, Room Service                         | 0           | 1             | 1                 |
|   | Welder                                       | 1           | 0             | 1                 |
|   | <b>Sub Total</b>                             | <b>26</b>   | <b>28</b>     | <b>54</b>         |

Table 28 (cont'd) - Number of placements effected by industrial group, occupation and sex, October 2022

| Industrial group                           | Occupation                                  | Male      | Female    | Both sexes |
|--|---|-----------|-----------|------------|
| Information and Communication              | Accounts Payable Officer                    | 1         | 0         | 1          |
|  | Assistant Accountant                        | 0         | 1         | 1          |
|  | Call Centre Operator                        | 1         | 6         | 7          |
|  | Customer Service Clerk                      | 0         | 1         | 1          |
|  | Software Engineer Associate                 | 1         | 0         | 1          |
|  | <b>Sub Total</b>                            | <b>3</b>  | <b>8</b>  | <b>11</b>  |
| Financial Intermediation                   | Accounts Clerk                              | 0         | 1         | 1          |
|  | Compliance Officer                          | 0         | 1         | 1          |
|  | <b>Sub Total</b>                            | <b>0</b>  | <b>2</b>  | <b>2</b>   |
| Real estate, renting and business services | Air Conditioner Installer                   | 1         | 0         | 1          |
|  | Alarm Security Technician                   | 1         | 0         | 1          |
|  | Call Centre Operator                        | 1         | 6         | 7          |
|  | Cleaner                                     | 2         | 2         | 4          |
|  | Cleaner, Building/Office                    | 0         | 2         | 2          |
|  | Cleaner, Car                                | 6         | 0         | 6          |
|  | Cook, General                               | 1         | 0         | 1          |
|  | Customer Service Clerk                      | 0         | 1         | 1          |
|  | Driver - Salesperson                        | 2         | 0         | 2          |
|  | Driver, Private Car                         | 4         | 0         | 4          |
|  | Electrician                                 | 4         | 0         | 4          |
|  | Gardener                                    | 1         | 2         | 3          |
|  | Helper                                      | 7         | 1         | 8          |
|  | Helper, Store                               | 2         | 0         | 2          |
|  | Housemaid                                   | 0         | 3         | 3          |
|  | Kitchen Helper                              | 0         | 1         | 1          |
|  | Merchandiser, Clerk                         | 1         | 0         | 1          |
|  | Outdoor Salesperson                         | 2         | 2         | 4          |
|  | Sales Representative                        | 0         | 1         | 1          |
|  | Salesperson, Retail Trade                   | 0         | 1         | 1          |
|  | Secretary                                   | 0         | 1         | 1          |
|  | Security Guard                              | 1         | 0         | 1          |
|  | <b>Sub Total</b>                            | <b>36</b> | <b>23</b> | <b>59</b>  |
| Education                                  | Attendant, Pre-Primary School Children      | 0         | 1         | 1          |
|  | Driver, Private Car                         | 1         | 0         | 1          |
|  | <b>Sub Total</b>                            | <b>1</b>  | <b>1</b>  | <b>2</b>   |
| Health and Social Services                 | Accounts Clerk                              | 2         | 0         | 2          |
|  | Carer, Home                                 | 2         | 4         | 6          |
|  | Child Carer / Nursery Attendant             | 0         | 1         | 1          |
|  | Handyman/Handywoman, Building Maintenance   | 1         | 0         | 1          |
|  | Health Care Assistant                       | 1         | 0         | 1          |
|  | Receptionist                                | 1         | 0         | 1          |
|  | Specialised Care Giver                      | 0         | 1         | 1          |
|  | Therapist, medical massage, physiotherapist | 0         | 3         | 3          |
|  | <b>Sub Total</b>                            | <b>7</b>  | <b>9</b>  | <b>16</b>  |

**Table 28 (cont'd) - Number of placements effected by industrial group, occupation and sex, October 2022**

| <b>Industrial group</b>                           | <b>Occupation</b>             | <b>Male</b> | <b>Female</b> | <b>Both sexes</b> |
|---|-------------------------------|-------------|---------------|-------------------|
| Private Households                                | Building Maintenance Handyman | 1           | 0             | 1                 |
|   | Driver, Private Car           | 1           | 0             | 1                 |
|   | Gardener                      | 1           | 0             | 1                 |
|   | Housemaid                     | 0           | 4             | 4                 |
|   | <b>Sub Total</b>              | <b>3</b>    | <b>4</b>      | <b>7</b>          |
| <b>Total EIC<sup>1</sup></b>                      |                               | <b>137</b>  | <b>153</b>    | <b>290</b>        |
| NED <sup>2</sup> :                                |                               |             |               |                   |
| (a) Public Sector                                 |                               | 0           | 0             | 0                 |
| (b) Workfare Programme                            |                               | 12          | 3             | 15                |
| (c) Magazine de L'Emploi et des Metiers           |                               | 19          | 13            | 32                |
| (d) Job Management System                         |                               | 1           | 1             | 2                 |
| (e) Youth Employment Programme (Public & Private) |                               | 23          | 53            | 76                |
| (f) Back to Work Programme                        |                               | 0           | 21            | 21                |
| (g) Dual Training Programme                       |                               | 0           | 0             | 0                 |
| (h) Trainee Engineer Scheme (Public & Private)    |                               | 6           | 1             | 7                 |
| (i) Overseas Vacancies                            |                               | 9           | 13            | 22                |
| <b>Total NED</b>                                  |                               | <b>70</b>   | <b>105</b>    | <b>175</b>        |
| <b>Grand Total</b>                                |                               | <b>207</b>  | <b>258</b>    | <b>465</b>        |

<sup>1</sup> Employment Information Centres<sup>2</sup> National Employment Department



# WORK PERMITS & CERTIFICATES OF EXEMPTION



**Table 29 - Number of NEW work permits issued by industrial group, occupation & sex, October 2022**

| <b>Industrial Group</b>           | <b>Occupation</b>                                  | <b>Male</b> | <b>Female</b> | <b>Both sexes</b> |
|-----------------------------------|--|-------------|---------------|-------------------|
| Agriculture, Hunting and Forestry | Biological Technician                              | 1           | 0             | 1                 |
|                                   | Cutting Master                                     | 0           | 1             | 1                 |
|                                   | Dairy Farmer                                       | 4           | 0             | 4                 |
|                                   | Green House and Budding Operator                   | 10          | 0             | 10                |
|                                   | Housemaid  | 1           | 0             | 1                 |
|                                   | Jockey, Professional                               | 1           | 0             | 1                 |
|                                   | Livestock Farmer                                   | 1           | 0             | 1                 |
|                                   | Plant Operator Fertilizer, Manufacturing           | 1           | 0             | 1                 |
|                                   | Poultry Farmer                                     | 1           | 0             | 1                 |
|                                   | Supervisor, Green House and Nursery                | 5           | 0             | 5                 |
|                                   | <b>Sub Total</b>                                   | <b>25</b>   | <b>1</b>      | <b>26</b>         |
| Manufacturing                     | Administrative Supervisor                          | 1           | 0             | 1                 |
|                                   | Aluminium Fabricator                               | 9           | 0             | 9                 |
|                                   | Apprentice Varnisher, Wooden Furniture             | 1           | 0             | 1                 |
|                                   | Apprentice Wood Carver                             | 2           | 0             | 2                 |
|                                   | Automobile Mechanic, Petrol and Diesel             | 1           | 0             | 1                 |
|                                   | Biscuits Maker, Machine                            | 1           | 0             | 1                 |
|                                   | Boot Polisher                                      | 1           | 0             | 1                 |
|                                   | Cabinet Maker                                      | 26          | 0             | 26                |
|                                   | Carpenter, General                                 | 20          | 0             | 20                |
|                                   | Cement and Other Mineral Products Processing       |             |               |                   |
|                                   | Machine Operators                                  | 1           | 0             | 1                 |
|                                   | Construction Joiner                                | 1           | 0             | 1                 |
|                                   | Cook, Indian Cuisine                               | 3           | 0             | 3                 |
|                                   | Cooks  | 1           | 0             | 1                 |
|                                   | Electric Arc Welder, Hand                          | 6           | 0             | 6                 |
|                                   | Electrician, General                               | 1           | 0             | 1                 |
|                                   | Electronics Engineering Technician, General        | 1           | 0             | 1                 |
|                                   | Engineer, Hydraulics                               | 2           | 0             | 2                 |
|                                   | Executive Pastry Chef                              | 1           | 0             | 1                 |
|                                   | Fibre Glass Worker                                 | 4           | 0             | 4                 |
|                                   | Fibre Glass Workers                                | 10          | 0             | 10                |
|                                   | Finishing Operator                                 | 0           | 3             | 3                 |
|                                   | Fish Cutter  | 9           | 8             | 17                |
|                                   | Furnaceman, Metal Melting                          | 5           | 0             | 5                 |
|                                   | Gas and Electric Welder, General                   | 4           | 0             | 4                 |
|                                   | Handicraft Worker, Textile Weaving                 | 1           | 0             | 1                 |
|                                   | Head Cook  | 1           | 0             | 1                 |
|                                   | Injection Moulding Machine Operator                | 2           | 0             | 2                 |
|                                   | Jeweller, General                                  | 1           | 0             | 1                 |
|                                   | Knitter, Garments, Hand                            | 15          | 0             | 15                |
|                                   | Knitting Machine Operator, Garment                 | 1           | 0             | 1                 |
|                                   | Machine Operator Spraying Detergents Manufacturing | 1           | 0             | 1                 |
|                                   | Machine Operator Toilet Soap Manufacturing         | 5           | 0             | 5                 |
|                                   | Machine Operator, Bakery Products                  | 31          | 0             | 31                |

**Table 29 (cont'd)- Number of NEW work permits issued by industrial group, occupation & sex, October 2022**

| <b>Industrial Group</b> | <b>Occupation</b>   | <b>Male</b> | <b>Female</b> | <b>Both sexes</b> |
|-------------------------|---|-------------|---------------|-------------------|
| Manufacturing (cont'd)  | Machine Operator, Colour Film Developing                                | 18          | 1             | 19                |
|                         | Machine Operator, Fish Processing                                       | 14          | 21            | 35                |
|                         | Machine Operator, Foodstuffs Dehydrating                                | 4           | 0             | 4                 |
|                         | Machine Operator, Jewellery Production                                  | 2           | 0             | 2                 |
|                         | Machine Operator, Lace Weaving  | 2           | 0             | 2                 |
|                         | Machine Operator, Packing   | 10          | 0             | 10                |
|                         | Machine Operator, Paper Products  | 1           | 0             | 1                 |
|                         | Machine Operator, Plastic Products Fabrication                          | 1           | 1             | 2                 |
|                         | Machine Operator, Sewing  | 324         | 96            | 420               |
|                         | Machine Operator, Spice Milling   | 2           | 0             | 2                 |
|                         | Machine Operator, Spinning, Thread and Yarn                             | 2           | 0             | 2                 |
|                         | Machine Operator, Stone Drilling  | 0           | 1             | 1                 |
|                         | Machine Operator, Textile Printing                                      | 2           | 0             | 2                 |
|                         | Meat Cutter   | 14          | 0             | 14                |
|                         | Mechanic, Diesel Engine, Except Motor Vehicles                          | 1           | 0             | 1                 |
|                         | Mechanic, Weaving Machine   | 5           | 0             | 5                 |
|                         | Metal Printing Plate, Roller and Die Engraver, Hand                     | 1           | 0             | 1                 |
|                         | Motor-Cycle Mechanic, Petrol and Diesel                                 | 1           | 0             | 1                 |
|                         | Operator, Wire Making Plant   | 3           | 0             | 3                 |
|                         | Painter, Artist   | 3           | 0             | 3                 |
|                         | Pastry Maker  | 5           | 0             | 5                 |
|                         | Plastic Injection Moulding Machine Operator                             | 4           | 0             | 4                 |
|                         | Plumber, General  | 1           | 0             | 1                 |
|                         | Poultry Farmer  | 5           | 0             | 5                 |
|                         | Precision-Grinding-Machine Operator                                     | 4           | 0             | 4                 |
|                         | Spinner, Thread and Yarn  | 1           | 0             | 1                 |
|                         | Stoneworker   | 1           | 0             | 1                 |
|                         | Supervisor and Foreman, Automobile Repair, Fitting and Servicing        | 2           | 0             | 2                 |
|                         | Supervisor and General Foreman, Spinning and Winding Machine Operations | 1           | 0             | 1                 |
|                         | Supervisor, Panel Checking  | 2           | 0             | 2                 |
|                         | Tailor, General   | 1           | 0             | 1                 |
|                         | Upholsterer, General  | 5           | 0             | 5                 |
|                         | Varnisher, Manufactured Articles  | 1           | 0             | 1                 |
|                         | Weaving and Knitting Machine Operators                                  | 4           | 0             | 4                 |
|                         | Welder  | 10          | 0             | 10                |
|                         | Welders and Flame-Cutters   | 1           | 0             | 1                 |
|                         | Wheel Balancer and Aligner  | 3           | 0             | 3                 |
|                         | Wood Carver;Hand  | 2           | 0             | 2                 |
|                         | <b>Sub Total</b>  | <b>632</b>  | <b>131</b>    | <b>763</b>        |
| Construction            | Aluminium Fabricator  | 3           | 0             | 3                 |
|                         | Barbender   | 1           | 0             | 1                 |
|                         | Bricklayer, Construction  | 6           | 0             | 6                 |
|                         | Bricklayers, Stonemasons, Floor Layers and Tile Setters                 | 1           | 0             | 1                 |
|                         | Bulldozer Operator  | 2           | 0             | 2                 |

**Table 29 (cont'd)- Number of NEW work permits issued by industrial group, occupation & sex, October 2022**

| <b>Industrial Group</b>  | <b>Occupation</b>                            | <b>Male</b> | <b>Female</b> | <b>Both sexes</b> |
|--|--|-------------|---------------|-------------------|
| Construction (cont'd)  | Cabinet Maker                                | 1           | 1             | 2                 |
|  | Carpenter, General                           | 57          | 1             | 58                |
|  | Concrete Shutterer                           | 4           | 0             | 4                 |
|  | Construction Carpenter                       | 2           | 0             | 2                 |
|  | Electrician Ship                             | 1           | 0             | 1                 |
|  | Electrician, General                         | 5           | 0             | 5                 |
|  | Engineer Electrical                          | 2           | 0             | 2                 |
|  | Engineer, Electrical and Electronics         | 1           | 0             | 1                 |
|  | Excavating Machine Operator                  | 3           | 0             | 3                 |
|  | Financial Controller                         | 1           | 0             | 1                 |
|  | Floor Layers and Tile Setters                | 10          | 0             | 10                |
|  | Gas and Electric Welder, General             | 3           | 0             | 3                 |
|  | Granite Technician                           | 5           | 0             | 5                 |
|  | Mason, General                               | 52          | 0             | 52                |
|  | Occupational Therapist                       | 0           | 1             | 1                 |
|  | Physicist, Electronics                       | 2           | 0             | 2                 |
|  | Plumber, General                             | 8           | 0             | 8                 |
|  | Roller Shutter Fixer                         | 1           | 0             | 1                 |
|  | Sculptors, Painters and Related Workers      | 1           | 0             | 1                 |
|  | Site Manager                                 | 1           | 0             | 1                 |
|  | Steel Fixer                                  | 13          | 0             | 13                |
|  | Stock Controller, Petroleum and Gas Products | 6           | 0             | 6                 |
|  | Stonemason, Construction                     | 1           | 0             | 1                 |
|  | Structural-Steel Worker, Workshop            | 1           | 0             | 1                 |
|  | Supervisor, Construction Labourers           | 1           | 0             | 1                 |
|  | Tile Setter                                  | 2           | 0             | 2                 |
|  | Welder                                       | 9           | 0             | 9                 |
|  | <b>Sub Total</b>                             | <b>206</b>  | <b>3</b>      | <b>209</b>        |
| Wholesale and retail trade, repair of motor vehicles, motorcycles and personal and household goods | Apprentice Painter                           | 2           | 0             | 2                 |
|  | Automobile Mechanic, Petrol and Diesel       | 1           | 0             | 1                 |
|  | Automobile Technician(Gas Conversion Kit)    | 1           | 0             | 1                 |
|  | Cabinet Maker                                | 4           | 0             | 4                 |
|  | Carer  | 1           | 0             | 1                 |
|  | Carpenter, General                           | 6           | 0             | 6                 |
|  | Cook, Indian Cuisine                         | 1           | 0             | 1                 |
|  | Edge Banding Machine Setter Operator, Panel  | 1           | 0             | 1                 |
|  | Fork-Lift Truck Operator                     | 1           | 0             | 1                 |
|  | Frigorist                                    | 3           | 0             | 3                 |
|  | Gardener, Hydroponic                         | 2           | 0             | 2                 |
|  | Glass Cutter                                 | 2           | 0             | 2                 |
|  | Housemaid                                    | 2           | 1             | 3                 |
|  | Machine Operator, Bakery Products            | 12          | 0             | 12                |
|  | Machine Operator, Embroidery                 | 1           | 0             | 1                 |
|  | Machine Operator, Fish Processing            | 2           | 0             | 2                 |
|  | Machine Operator, Furniture Production       | 3           | 1             | 4                 |

**Table 29 (cont'd)- Number of NEW work permits issued by industrial group, occupation & sex, October 2022**

| <b>Industrial Group</b>   | <b>Occupation</b>  | <b>Male</b> | <b>Female</b> | <b>Both sexes</b> |
|---|--|-------------|---------------|-------------------|
| Wholesale and retail trade, repair of motor vehicles, motorcycles and personal and household goods (cont'd) | Machine Operator, Meat Processing                        | 1           | 0             | 1                 |
|   | Machine Operator, Packing                                | 8           | 0             | 8                 |
|   | Machine Operator, Sewing                                 | 5           | 0             | 5                 |
|   | Machine Operator, Wood Products                          | 4           | 0             | 4                 |
|   | Manager, Cold Storage                                    | 1           | 0             | 1                 |
|   | Mechanic, Heavy Vehicle                                  | 5           | 0             | 5                 |
|   | Milling-Machine, Setter-Operator                         | 1           | 0             | 1                 |
|   | Motor Vehicle Mechanics and Repairers                    | 1           | 0             | 1                 |
|   | Pastry Maker   | 6           | 0             | 6                 |
|   | Pesticides Handler                                       | 1           | 0             | 1                 |
|   | Plumber, General   | 2           | 0             | 2                 |
|   | Sugar Factories Helpers/Labourers                        | 1           | 0             | 1                 |
|   | Supervisor, Panel Checking                               | 2           | 0             | 2                 |
|   | Supervisors, Agricultural, Forestry, Fishery and Related |             |               |                   |
|   | Unskilled Labourers                                      | 6           | 0             | 6                 |
|   | Telecommunication Technician                             | 1           | 0             | 1                 |
|   | Trainer, Automobile Mechanic                             | 1           | 0             | 1                 |
|   | Turner/Fitter  | 1           | 0             | 1                 |
|   | <b>Sub Total</b>   | <b>92</b>   | <b>2</b>      | <b>94</b>         |
| Transportation and Storage  | Supervisor, Call Centre                                  | 17          | 56            | 73                |
|   | <b>Sub Total</b>   | <b>17</b>   | <b>56</b>     | <b>73</b>         |
| Hotels & Restaurants  | Butler   | 2           | 1             | 3                 |
|   | Carer  | 0           | 1             | 1                 |
|   | Cook, Hotel/Restaurant                                   | 1           | 0             | 1                 |
|   | Cook, Indian Cuisine                                     | 2           | 0             | 2                 |
|   | Customer Relations Officer                               | 0           | 1             | 1                 |
|   | Executive (Head) Cook                                    | 0           | 1             | 1                 |
|   | Fast Food Operators                                      | 1           | 0             | 1                 |
|   | Head Cook  | 1           | 0             | 1                 |
|   | Housemaid  | 1           | 0             | 1                 |
|   | Indian Sweet Maker                                       | 1           | 0             | 1                 |
|   | Spa Therapist  | 0           | 4             | 4                 |
|   | <b>Sub Total</b>   | <b>9</b>    | <b>8</b>      | <b>17</b>         |
| Information and Communications  | Technician, Oceanography                                 | 1           | 0             | 1                 |
|   | <b>Sub Total</b>   | <b>1</b>    | <b>0</b>      | <b>1</b>          |
| Financial and Insurance Activities  | Branch Manager, Bank                                     | 0           | 1             | 1                 |
|   | Insurance Manager  | 1           | 0             | 1                 |
|   | Office Manager, Employers' Organisation                  | 1           | 0             | 1                 |
|   | <b>Sub Total</b>   | <b>2</b>    | <b>1</b>      | <b>3</b>          |
| Real Estate Activities  | Machine Operator, Packing                                | 1           | 0             | 1                 |
|   | Manager Project  | 0           | 1             | 1                 |

**Table 29 (cont'd)- Number of NEW work permits issued by industrial group, occupation & sex, October 2022**

| <b>Industrial Group</b>                               | <b>Occupation</b>                                     | <b>Male</b>  | <b>Female</b> | <b>Both sexes</b> |
|---|---|--------------|---------------|-------------------|
| Real Estate Activities (cont'd)                       | Tent Decorator  | 1            | 0             | 1                 |
|   | Tent Erector  | 1            | 0             | 1                 |
|   | <b>Sub Total</b>                                      | <b>3</b>     | <b>1</b>      | <b>4</b>          |
| Health and social work activities                     | Cook, Indian Cuisine                                  | 1            | 0             | 1                 |
|   | Laboratory Technician, Chemical Laboratory            | 1            | 1             | 2                 |
|   | Managing Supervisor, Beauty Salon;                    | 0            | 1             | 1                 |
|   | Medical Doctor, Radiology                             | 1            | 0             | 1                 |
|   | Nursing Officer                                       | 2            | 0             | 2                 |
|   | <b>Sub Total</b>                                      | <b>5</b>     | <b>2</b>      | <b>7</b>          |
| Other community, social and personal service (cont'd) | Architect, Building                                   | 17           | 0             | 17                |
|   | Architect, Landscape                                  | 7            | 0             | 7                 |
|   | Clerk, Religious Organisation                         | 1            | 0             | 1                 |
|   | Football Player                                       | 4            | 0             | 4                 |
|   | Jockey, Professional                                  | 3            | 0             | 3                 |
|   | Laundry Pressing Machine Operator                     | 1            | 0             | 1                 |
|   | Machine Operator, Drying, Laundry                     | 3            | 0             | 3                 |
|   | Machine Operator, Laundering                          | 5            | 0             | 5                 |
|   | Machine Operator, Sewing                              | 1            | 0             | 1                 |
|   | Machine Operator, Textile Washing                     | 1            | 0             | 1                 |
|   | Occupational Therapist                                | 0            | 2             | 2                 |
|   | Religious Professionals                               | 1            | 0             | 1                 |
|   | Religious Worker, Non-Ordained                        | 1            | 0             | 1                 |
|   | Sculptor  | 5            | 0             | 5                 |
|   | Senior Administrator of Hindu Religious Organisation  | 1            | 0             | 1                 |
|   | Senior Administrator of Muslim Religious Organisation | 1            | 0             | 1                 |
|   | <b>Sub Total</b>                                      | <b>52</b>    | <b>2</b>      | <b>54</b>         |
| Private households with employed persons              | Baby Sitter   | 0            | 1             | 1                 |
|   | Carer   | 2            | 1             | 3                 |
|   | Housekeeper, Institutional                            | 0            | 1             | 1                 |
|   | Housemaid   | 10           | 3             | 13                |
|   | <b>Sub Total</b>                                      | <b>12</b>    | <b>6</b>      | <b>18</b>         |
| <b>Total</b>  |   | <b>1,056</b> | <b>213</b>    | <b>1,269</b>      |

**Table 30 - Number of work permits RENEWED by industrial group, occupation & sex, October 2022**

| Sector                            | Occupation                                     | Male      | Female   | Both sexes |
|-----------------------------------|--|-----------|----------|------------|
| Agriculture, hunting and forestry | Field Crop Farmer, General                     | 1         | 0        | 1          |
|                                   | Green House and Budding Operator               | 3         | 0        | 3          |
|                                   | Plant Operator Fertilizer, Manufacturing       | 1         | 0        | 1          |
|                                   | Poultry Farm Skilled Worker                    | 2         | 0        | 2          |
|                                   | Poultry Farm Worker (Unskilled)                | 1         | 0        | 1          |
|                                   | Poultry Farmer                                 | 2         | 0        | 2          |
|                                   | <b>Subtotal</b>                                | <b>10</b> | <b>0</b> | <b>10</b>  |
| Manufacturing                     | Aluminium Fabricator                           | 11        | 0        | 11         |
|                                   | Automatic Knitting Machine Programmer          | 1         | 0        | 1          |
|                                   | Bariman  | 1         | 0        | 1          |
|                                   | Cabinet Maker                                  | 3         | 0        | 3          |
|                                   | Calculating Machine Operators                  | 1         | 0        | 1          |
|                                   | Carpenter, General                             | 6         | 0        | 6          |
|                                   | Construction Carpenter                         | 2         | 0        | 2          |
|                                   | Cook, Indian Cuisine                           | 0         | 2        | 2          |
|                                   | Dyeing Master                                  | 1         | 0        | 1          |
|                                   | Factory Mechanic Operator, Sugar Processing    | 5         | 0        | 5          |
|                                   | Fish Cutter                                    | 22        | 89       | 111        |
|                                   | Gardener                                       | 1         | 0        | 1          |
|                                   | Garment Pattern Maker                          | 1         | 0        | 1          |
|                                   | Gas and Electric Welder, General               | 6         | 0        | 6          |
|                                   | Gas Welder                                     | 1         | 0        | 1          |
|                                   | Indian Sweet Maker                             | 1         | 0        | 1          |
|                                   | Injection Moulding Machine Operator            | 2         | 0        | 2          |
|                                   | Knitter, Garments, Hand                        | 3         | 0        | 3          |
|                                   | Knitting Machine Operator, Automatic, Circular | 1         | 0        | 1          |
|                                   | Knitting Machine Operator, Garment             | 9         | 0        | 9          |
|                                   | Laundry Pressing Machine Operator              | 5         | 0        | 5          |
|                                   | Machine Operator, Bakery Products              | 10        | 0        | 10         |
|                                   | Machine Operator, Fabric Dyeing                | 1         | 0        | 1          |
|                                   | Machine Operator, Foodstuffs Dehydrating       | 3         | 9        | 12         |
|                                   | Machine Operator, Garment Dyeing               | 3         | 0        | 3          |
|                                   | Machine Operator, General, Sugar Production    | 8         | 0        | 8          |
|                                   | Machine Operator, Mosaic Press Machine         | 2         | 0        | 2          |
|                                   | Machine Operator, Moulding, Metal              | 2         | 0        | 2          |
|                                   | Machine Operator, Noodle Production            | 1         | 2        | 3          |
|                                   | Machine Operator, Paper Products               | 6         | 0        | 6          |

**Table 30 - Number of work permits RENEWED by industrial group, occupation & sex, October 2022**

| <b>Sector</b>          | <b>Occupation</b>                                       | <b>Male</b> | <b>Female</b> | <b>Both sexes</b> |
|------------------------|---|-------------|---------------|-------------------|
| Manufacturing (cont'd) | Machine Operator, Plastic Products Fabrication          | 1           | 0             | 1                 |
|                        | Machine Operator, Printing General                      | 1           | 0             | 1                 |
|                        | Machine Operator, Sewing                                | 405         | 150           | 555               |
|                        | Machine Operator, Sewing Leather                        | 2           | 2             | 4                 |
|                        | Machine Operator, Spinning, Thread and Yarn             | 38          | 0             | 38                |
|                        | Machine Operator, Textile Cutting                       | 0           | 1             | 1                 |
|                        | Machine Operator, Textile Printing                      | 4           | 1             | 5                 |
|                        | Machine Operator, Vegetable & Fruit Freezing            |             |               | 2                 |
|                        | Machine Operator, Vegetable Freezing                    | 2           | 0             | 2                 |
|                        | Machine Operator, Washing, Textile Fibres               | 1           | 1             | 2                 |
|                        | Machine Operator, Wood Products                         | 2           | 0             | 2                 |
|                        | Managing Supervisors in Manufacturing                   | 1           | 0             | 1                 |
|                        | Mason, General  | 1           | 0             | 1                 |
|                        | Mechanic, Weaving Machine                               | 1           | 0             | 1                 |
|                        | Metal Working Machine Setter Operator, General          | 0           | 1             | 1                 |
|                        | Metallurgist, General                                   | 1           | 0             | 1                 |
|                        | Moulder, Metal Casting, General                         | 1           | 0             | 1                 |
|                        | Plant Maintenance Mechanic                              | 1           | 0             | 1                 |
|                        | Plastic Injection Moulding Machine Operator             | 9           | 0             | 9                 |
|                        | Plastics-Products Machine Operators                     | 1           | 0             | 1                 |
|                        | Poultry Farmer  | 1           | 0             | 1                 |
|                        | Quality Assurance Officer                               | 2           | 0             | 2                 |
|                        | Shoe Making and Related Machine Operators               | 1           | 0             | 1                 |
|                        | Site Supervisor   | 1           | 0             | 1                 |
|                        | Spice Grinder, Hand                                     | 2           | 0             | 2                 |
|                        | Spinner, Thread and Yarn                                | 18          | 0             | 18                |
|                        | Supervisor and Foreman, Textile Manufacturing           | 1           | 0             | 1                 |
|                        | Textile Technician                                      | 1           | 0             | 1                 |
|                        | Weaving and Knitting Machine Operators                  | 1           | 0             | 1                 |
|                        | Welder  | 2           | 0             | 2                 |
|                        | <b>Subtotal</b>   | <b>621</b>  | <b>258</b>    | <b>879</b>        |
| Construction           | Barbender   | 34          | 0             | 34                |
|                        | Bartender   | 1           | 0             | 1                 |
|                        | Bricklayers, Stonemasons, Floor Layers and Tile Setters | 1           | 0             | 1                 |
|                        | Building and Related Electricians                       | 2           | 0             | 2                 |
|                        | Building Construction and Maintenance Labourers         | 4           | 0             | 4                 |
|                        | Building Construction Labourer                          | 8           | 0             | 8                 |
|                        | Building Electrician                                    | 1           | 0             | 1                 |



**Table 30 - Number of work permits RENEWED by industrial group, occupation & sex, October 2022**

| Sector   | Occupation   | Male       | Female   | Both sexes |
|--|--|------------|----------|------------|
| Construction (cont'd)  | Building Painter                                   | 2          | 0        | 2          |
|  | Cabinet Maker                                      | 4          | 0        | 4          |
|  | Carpenter, General                                 | 16         | 0        | 16         |
|  | Concrete Shutterer                                 | 42         | 0        | 42         |
|  | Construction Carpenter                             | 17         | 0        | 17         |
|  | Cooks  | 1          | 0        | 1          |
|  | Electric Power Lineman                             | 1          | 0        | 1          |
|  | Electrical Engineering Technician                  | 2          | 0        | 2          |
|  | Electrical Engineering Technician General          | 1          | 0        | 1          |
|  | Electrical Technician Trainee                      | 1          | 0        | 1          |
|  | Electrician, General                               | 1          | 0        | 1          |
|  | Electronic-Machinery and Equipment Assembler       | 9          | 0        | 9          |
|  | Gas and Electric Welder, General                   | 2          | 0        | 2          |
|  | Granite Technician                                 | 1          | 0        | 1          |
|  | Hand End Blade Machine Operator (Rolling Shutters) | 1          | 0        | 1          |
|  | Managing Supervisors in Construction               | 1          | 1        | 2          |
|  | Marble Setter                                      | 1          | 0        | 1          |
|  | Mason, General                                     | 151        | 0        | 151        |
|  | Mason, Monument                                    | 5          | 0        | 5          |
|  | Motor Vehicle Mechanics and Repairers              | 1          | 0        | 1          |
|  | Ornamental Sheet Metal Worker                      | 1          | 0        | 1          |
|  | Plasterer, General                                 | 1          | 0        | 1          |
|  | Plumber, General                                   | 4          | 0        | 4          |
|  | Roller Shutter Fixer                               | 17         | 0        | 17         |
|  | Sculptor   | 2          | 0        | 2          |
|  | Steel Fixer  | 13         | 0        | 13         |
|  | Stonemason, Construction                           | 6          | 0        | 6          |
|  | Tile Setter  | 18         | 0        | 18         |
|  | Welder   | 2          | 0        | 2          |
|  | <b>Subtotal</b>                                    | <b>375</b> | <b>1</b> | <b>376</b> |
| Wholesale and retail trade,<br>repair of motor vehicles, motorcycles<br>and personal and household goods | Aluminium Fabricator                               | 1          | 0        | 1          |
|  | Cabinet Maker                                      | 1          | 0        | 1          |
|  | Call Centre Operator                               | 1          | 0        | 1          |
|  | Carpenter, General                                 | 12         | 0        | 12         |
|  | Cooks  | 2          | 0        | 2          |
|  | Excavator Loader on P Types                        | 1          | 0        | 1          |
|  | Gardener, Hydroponic                               | 1          | 0        | 1          |

**Table 30 - Number of work permits RENEWED by industrial group, occupation & sex, October 2022**

| Sector   | Occupation   | Male      | Female   | Both sexes |
|--|--|-----------|----------|------------|
| Wholesale and retail trade,<br>repair of motor vehicles, motorcycles<br>and personal and household goods<br>(cont'd) | Gas and Electric Welder, General                   | 1         | 0        | 1          |
|  | Glass Cutter                                       | 1         | 0        | 1          |
|  | Green House and Budding Operator                   | 4         | 0        | 4          |
|  | Machine Operator, Bakery Products                  | 6         | 0        | 6          |
|  | Machine Operator, Packing                          | 11        | 0        | 11         |
|  | Machine Operator, Sewing                           | 2         | 0        | 2          |
|  | Machine Operator, Vegetable & Fruit Freezing       |           |          |            |
|  | Machine Operator, Vegetable Freezing               | 1         | 0        | 1          |
|  | Meat Cutter  | 2         | 0        | 2          |
|  | Mechanic, Electrical                               | 1         | 0        | 1          |
|  | Operator, Fertiliser Plant                         | 2         | 0        | 2          |
|  | Pastry Maker                                       | 2         | 0        | 2          |
|  | Plant Operator Fertilizer, Manufacturing           | 3         | 0        | 3          |
|  | Showroom Supervisor                                | 1         | 0        | 1          |
|  | Supervisor Wood Carvers                            | 1         | 0        | 1          |
|  | Terminal Operator, Sugar Plant                     | 1         | 0        | 1          |
|  | Upholsterer, Vehicles                              | 5         | 0        | 5          |
|  | <b>Subtotal</b>                                    | <b>63</b> | <b>0</b> | <b>63</b>  |
|  |  |           |          |            |
|  |  |           |          |            |
| Hotels and Restaurants   | Construction Carpenter                             | 3         | 0        | 3          |
|  | Cook, Chinese Cuisine                              | 1         | 0        | 1          |
|  | Cook, Hotel/Restaurant                             | 2         | 0        | 2          |
|  | Head Cook  | 2         | 0        | 2          |
|  | Machine Operator, Foodstuffs Dehydrating           | 3         | 0        | 3          |
|  | Other Physical Science and Engineering Technicians | 1         | 0        | 1          |
|  | Team Leader  | 1         | 0        | 1          |
|  | Wood Products Machine Operators                    | 2         | 0        | 2          |
|  | <b>Sub Total</b>                                   | <b>15</b> | <b>0</b> | <b>15</b>  |
| Financial and insurance activities   | Corporate Credit Manager                           | 1         | 0        | 1          |
|  | <b>Sub Total</b>                                   | <b>1</b>  | <b>0</b> | <b>1</b>   |
| Real estate, renting<br>and business activities  | Machine Operator, Cellophane Bag Production        | 1         | 0        | 1          |
|  | Machine Operator, Packing                          | 1         | 0        | 1          |
|  | Machine Operator, Stone Crushing                   | 2         | 0        | 2          |
|  | Welder   | 1         | 0        | 1          |
|  | <b>Sub Total</b>                                   | <b>5</b>  | <b>0</b> | <b>5</b>   |

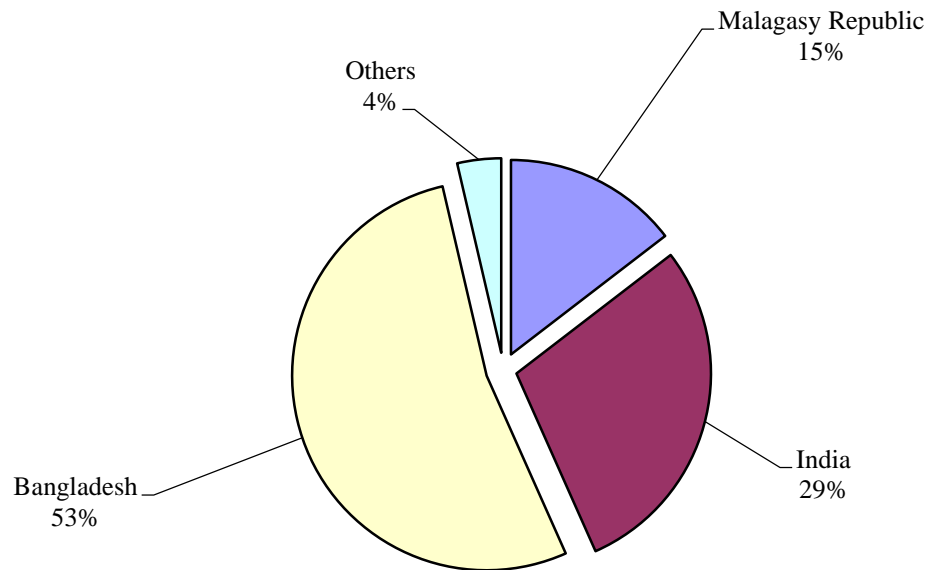
**Table 30 (cont'd)- Number of work permits RENEWED by industrial group, occupation & sex, October 2022**

| <b>Sector</b>                                | <b>Occupation</b>  | <b>Male</b>  | <b>Female</b> | <b>Both sexes</b> |
|--|--|--------------|---------------|-------------------|
| Human Health and Social Work Activities      | Chemical and Physical Science Technicians                | 1            | 0             | 1                 |
|  | Medical Science Technician                               | 1            | 0             | 1                 |
|  | Nursing and Midwifery Professionals                      | 0            | 1             | 1                 |
|  | Specialised Nurse  | 1            | 1             | 2                 |
|  | <b>Sub Total</b>   | <b>3</b>     | <b>2</b>      | <b>5</b>          |
| Other community, social and Personal Service | Carer  | 0            | 1             | 1                 |
|  | Cook, Indian Cuisine                                     | 1            | 0             | 1                 |
|  | Football Player  | 6            | 0             | 6                 |
|  | Jockey, Professional                                     | 5            | 0             | 5                 |
|  | Laundry Pressing Machine Operator                        | 1            | 0             | 1                 |
|  | Machine Operator, Drying, Laundry                        | 2            | 0             | 2                 |
|  | Machine Operator, Laundering                             | 8            | 0             | 8                 |
|  | Machine Operator, Washing, Textile Fibres                | 1            | 0             | 1                 |
|  | Muslim Priest / Islamic Cultural Teacher                 | 1            | 0             | 1                 |
|  | Other Optical and Electronic Equipment Operators         | 1            | 0             | 1                 |
|  | Religious Worker, Non-Ordained                           | 1            | 2             | 3                 |
|  | Sculptor   | 4            | 0             | 4                 |
|  | Senior Administrator of Christian Religious Organisation | 2            | 0             | 2                 |
|  | Senior Administrator of Hindu Religious Organisation     | 2            | 0             | 2                 |
|  | <b>Sub Total</b>   | <b>35</b>    | <b>3</b>      | <b>38</b>         |
| Private households with employed persons     | Housemaid  | 2            | 0             | 2                 |
|  | <b>Sub Total</b>   | <b>2</b>     | <b>0</b>      | <b>2</b>          |
| <b>Total</b>                                 |  | <b>1,130</b> | <b>264</b>    | <b>1,394</b>      |

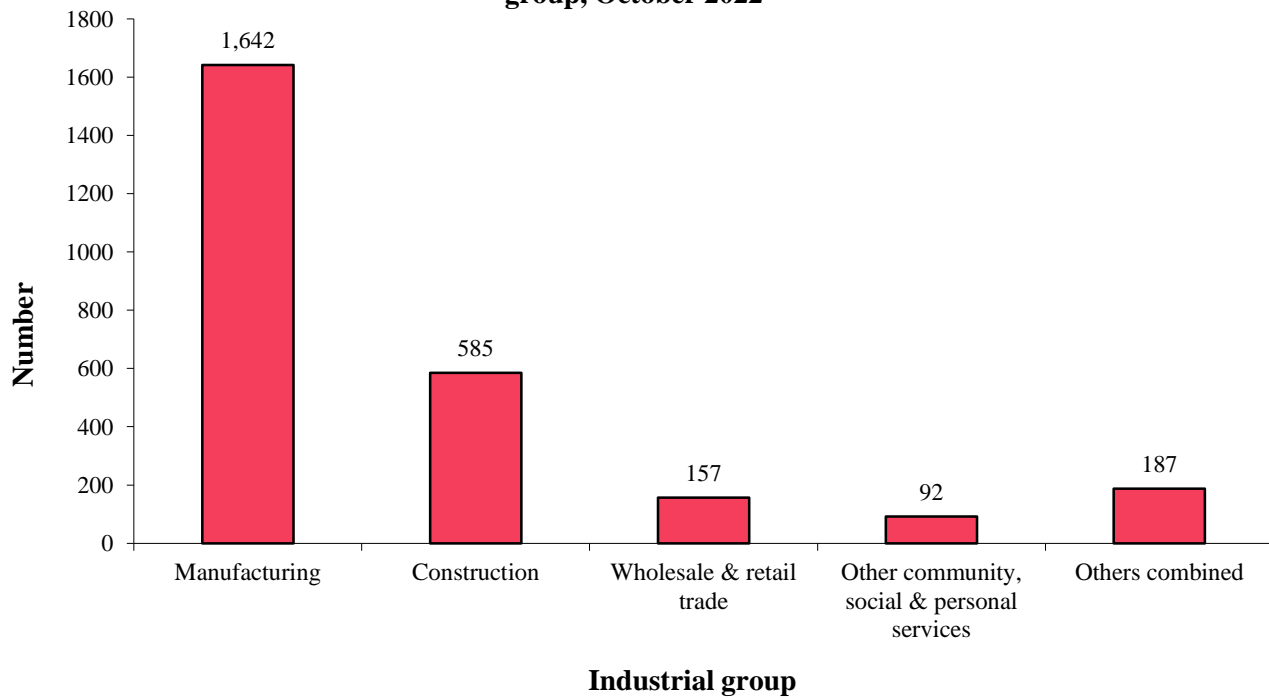
**Table 31 - Number of new work permits issued and renewed work permits by country of origin & sex, October 2022**

| Country      | New          |            |              | Renewed      |            |              | Grand Total  |
|--------------|--------------|------------|--------------|--------------|------------|--------------|--------------|
|              | Male         | Female     | Both sexes   | Male         | Female     | Both sexes   |              |
| Algeria      | 0            | 1          | 1            | 0            | 0          | 0            | 1            |
| Bangladesh   | 520          | 80         | 600          | 592          | 220        | 812          | 1412         |
| Belgium      | 0            | 1          | 1            | 0            | 1          | 1            | 2            |
| Brazil       | 2            | 0          | 2            | 2            | 0          | 2            | 4            |
| Burkina Faso | 0            | 0          | 0            | 1            | 0          | 1            | 1            |
| Cameroon     | 1            | 1          | 2            | 3            | 0          | 3            | 5            |
| China        | 8            | 1          | 9            | 0            | 1          | 1            | 10           |
| India        | 346          | 9          | 355          | 405          | 6          | 411          | 766          |
| Indonesia    | 0            | 3          | 3            | 0            | 0          | 0            | 3            |
| Ivory Coast  | 1            | 1          | 2            | 1            | 0          | 1            | 3            |
| Kenya        | 5            | 0          | 5            | 0            | 0          | 0            | 5            |
| Madagascar   | 157          | 112        | 269          | 87           | 32         | 119          | 388          |
| Morocco      | 0            | 1          | 1            | 0            | 0          | 0            | 1            |
| Nepal        | 10           | 2          | 12           | 28           | 0          | 28           | 40           |
| Nigeria      | 1            | 0          | 1            | 1            | 0          | 1            | 2            |
| Pakistan     | 0            | 0          | 0            | 1            | 0          | 1            | 1            |
| Philippines  | 0            | 0          | 0            | 0            | 1          | 1            | 1            |
| South Africa | 2            | 0          | 2            | 3            | 0          | 3            | 5            |
| Sri Lanka    | 3            | 0          | 3            | 6            | 3          | 9            | 12           |
| Thailand     | 0            | 1          | 1            | 0            | 0          | 0            | 1            |
| <b>Total</b> | <b>1,056</b> | <b>213</b> | <b>1,269</b> | <b>1,130</b> | <b>264</b> | <b>1,394</b> | <b>2,663</b> |

**Figure 5 - Distribution (%) of new work permits & renewed work permits by country of origin, October 2022**



**Figure 6 - Number of new work permits & renewed work permits by industrial group, October 2022**



**Table 32 - Number of new and renewed work permits by industrial group & sex, October 2022**

| Industrial group   | New          |            |              | Renewed      |            |              | Total        |            |              |
|--|--------------|------------|--------------|--------------|------------|--------------|--------------|------------|--------------|
|  | Male         | Female     | Both sexes   | Male         | Female     | Both sexes   | Male         | Female     | Both sexes   |
| Agriculture, Hunting and Forestry  | 25           | 1          | 26           | 10           | 0          | 10           | 35           | 1          | 36           |
| Manufacturing  | 632          | 131        | 763          | 621          | 258        | 879          | 1,253        | 389        | 1,642        |
| Construction   | 206          | 3          | 209          | 375          | 1          | 376          | 581          | 4          | 585          |
| Wholesale And Retail Trade, Repair Of Motor Vehicles, Motorcycles And Personal And Household Goods | 92           | 2          | 94           | 63           | 0          | 63           | 155          | 2          | 157          |
| Transport and Storage  | 17           | 56         | 73           | 0            | 0          | 0            | 17           | 56         | 73           |
| Hotels and Restaurants   | 9            | 8          | 17           | 15           | 0          | 15           | 24           | 8          | 32           |
| Information and Communication  | 1            | 0          | 1            | 0            | 0          | 0            | 1            | 0          | 1            |
| Financial and Insurance Activities   | 2            | 1          | 3            | 1            | 0          | 1            | 3            | 1          | 4            |
| Real Estate, Renting And Business Activities   | 3            | 1          | 4            | 5            | 0          | 5            | 8            | 1          | 9            |
| Health And Social Work   | 5            | 2          | 7            | 3            | 2          | 5            | 8            | 4          | 12           |
| Other Community, Social And Personal Service   | 52           | 2          | 54           | 35           | 3          | 38           | 87           | 5          | 92           |
| Private households with employed persons   | 12           | 6          | 18           | 2            | 0          | 2            | 14           | 6          | 20           |
| <b>Total</b>   | <b>1,056</b> | <b>213</b> | <b>1,269</b> | <b>1,130</b> | <b>264</b> | <b>1,394</b> | <b>2,186</b> | <b>477</b> | <b>2,663</b> |

**Table 33 - Number of certificates of exemption issued and renewed by country of origin & sex, October 2022**

| <b>Country</b>           | <b>New</b> | <b>Renewed</b> | <b>Grand Total</b> |
|--------------------------|------------|----------------|--------------------|
| Bangladesh               | 5          | 32             | <b>37</b>          |
| France                   | 7          | 2              | <b>9</b>           |
| India                    | 100        | 534            | <b>634</b>         |
| Italy                    | 0          | 1              | <b>1</b>           |
| Madagascar               | 7          | 2              | <b>9</b>           |
| Nepal                    | 0          | 1              | <b>1</b>           |
| Serbia                   | 0          | 1              | <b>1</b>           |
| Tanzania                 | 1          | 0              | <b>1</b>           |
| United Kingdom           | 1          | 0              | <b>1</b>           |
| United States of America | 1          | 0              | <b>1</b>           |
| <b>Total</b>             | <b>122</b> | <b>573</b>     | <b>695</b>         |

**Table 34 - Number of valid work permits and certificates of exemption by industrial group & sex, as at end of October 2022**

| Industrial group   | Valid Work Permits |              |               | Certificates of Exemption |            |              | Grand Total   |              |               |
|--|--------------------|--------------|---------------|---------------------------|------------|--------------|---------------|--------------|---------------|
|  | Male               | Female       | Both sexes    | Male                      | Female     | Both sexes   | Male          | Female       | Both sexes    |
| Agriculture, Hunting, Forestry and Fishing   | 898                | 15           | 913           | 229                       | 0          | 229          | 1,127         | 15           | 1,142         |
| Mining And Quarrying   | 9                  | 0            | 9             | 0                         | 0          | 0            | 9             | 0            | 9             |
| Manufacturing  | 16,244             | 4,293        | 20,537        | 0                         | 0          | 0            | 16,244        | 4,293        | 20,537        |
| Electricity, Gas And Water Supply  | 16                 | 0            | 16            | 0                         | 0          | 0            | 16            | 0            | 16            |
| Construction   | 5,148              | 15           | 5,163         | 5,935                     | 3          | 5,938        | 11,083        | 18           | 11,101        |
| Wholesale And Retail Trade, Repair Of Motor Vehicles, Motorcycles And Personal And Household Goods | 1,628              | 19           | 1,647         | 2                         | 0          | 2            | 1,630         | 19           | 1,649         |
| Transport, Storage And Communications  | 192                | 146          | 338           | 7                         | 0          | 7            | 199           | 146          | 345           |
| Hotels And Restaurants   | 429                | 42           | 471           | 0                         | 1          | 1            | 429           | 43           | 472           |
| Information Technology   | 9                  | 4            | 13            | 0                         | 0          | 0            | 9             | 4            | 13            |
| Financial Intermediation   | 34                 | 6            | 40            | 21                        | 11         | 32           | 55            | 17           | 72            |
| Real Estate, Renting And Business Activities   | 280                | 10           | 290           | 0                         | 0          | 0            | 280           | 10           | 290           |
| Public Administration And Defence; Compulsory Social Security                                      | 4                  | 2            | 6             | 50                        | 25         | 75           | 54            | 27           | 81            |
| Education  | 8                  | 11           | 19            | 41                        | 39         | 80           | 49            | 50           | 99            |
| Health And Social Work   | 119                | 86           | 205           | 2                         | 1          | 3            | 121           | 87           | 208           |
| Other Community, Social And Personal Service   | 473                | 107          | 580           | 33                        | 27         | 60           | 506           | 134          | 640           |
| Private Households With Employed Persons   | 41                 | 45           | 86            | 0                         | 0          | 0            | 41            | 45           | 86            |
| Extra-territorial Organisations and Bodies   | 0                  | 0            | 0             | 16                        | 18         | 34           | 16            | 18           | 34            |
| <b>Total</b>   | <b>25,532</b>      | <b>4,801</b> | <b>30,333</b> | <b>6,336</b>              | <b>125</b> | <b>6,461</b> | <b>31,868</b> | <b>4,926</b> | <b>36,794</b> |



**Table 35 - Number of valid work permits and certificates of exemption by country of origin & sex, as at end of October 2022**

| Country of origin           | Valid Work Permits |        |            | Certificates of exemption |        |            | Grand Total |        |            |
|-----------------------------|--------------------|--------|------------|---------------------------|--------|------------|-------------|--------|------------|
|                             | Male               | Female | Both sexes | Male                      | Female | Both sexes | Male        | Female | Both sexes |
| Algeria                     | 0                  | 1      | 1          | 0                         | 0      | 0          | 0           | 1      | 1          |
| Australia                   | 6                  | 0      | 6          | 2                         | 1      | 3          | 8           | 1      | 9          |
| Bangladesh                  | 12,490             | 3,078  | 15,568     | 78                        | 0      | 78         | 12,568      | 3,078  | 15,646     |
| Belgium                     | 1                  | 3      | 4          | 1                         | 0      | 1          | 2           | 3      | 5          |
| Botswana                    | 1                  | 1      | 2          | 1                         | 1      | 2          | 2           | 2      | 4          |
| Brazil                      | 6                  | 1      | 7          | 0                         | 0      | 0          | 6           | 1      | 7          |
| Burkina Faso                | 3                  | 0      | 3          | 0                         | 0      | 0          | 3           | 0      | 3          |
| Burundi                     | 1                  | 0      | 1          | 0                         | 1      | 1          | 1           | 1      | 2          |
| Cameroon                    | 12                 | 1      | 13         | 0                         | 0      | 0          | 12          | 1      | 13         |
| Canada                      | 0                  | 5      | 5          | 0                         | 1      | 1          | 0           | 6      | 6          |
| Chile                       | 1                  | 0      | 1          | 0                         | 0      | 0          | 1           | 0      | 1          |
| China, People's Republic of | 282                | 32     | 314        | 15                        | 24     | 39         | 297         | 56     | 353        |
| Congo                       | 2                  | 4      | 6          | 0                         | 0      | 0          | 2           | 4      | 6          |
| Croates                     | 0                  | 0      | 0          | 1                         | 0      | 1          | 1           | 0      | 1          |
| Cuba                        | 1                  | 0      | 1          | 1                         | 0      | 1          | 2           | 0      | 2          |
| Czech Republic              | 0                  | 1      | 1          | 0                         | 0      | 0          | 0           | 1      | 1          |
| Djibouti                    | 0                  | 1      | 1          | 0                         | 1      | 1          | 0           | 2      | 2          |
| Egypt                       | 2                  | 0      | 2          | 0                         | 0      | 0          | 2           | 0      | 2          |
| El Salvador                 | 0                  | 0      | 0          | 1                         | 0      | 1          | 1           | 0      | 1          |
| Ethiopia                    | 3                  | 0      | 3          | 3                         | 0      | 3          | 6           | 0      | 6          |
| France                      | 31                 | 24     | 55         | 63                        | 75     | 138        | 94          | 99     | 193        |
| Germany                     | 2                  | 4      | 6          | 2                         | 0      | 2          | 4           | 4      | 8          |
| Ghana                       | 3                  | 1      | 4          | 0                         | 1      | 1          | 3           | 2      | 5          |
| Greece                      | 0                  | 0      | 0          | 3                         | 0      | 3          | 3           | 0      | 3          |
| Honduras                    | 1                  | 0      | 1          | 0                         | 0      | 0          | 1           | 0      | 1          |
| Hong Kong                   | 1                  | 0      | 1          | 0                         | 0      | 0          | 1           | 0      | 1          |
| India                       | 9,042              | 265    | 9,307      | 5,769                     | 6      | 5,775      | 14,811      | 271    | 15,082     |
| Indonesia                   | 18                 | 32     | 50         | 75                        | 3      | 78         | 93          | 35     | 128        |
| Ireland                     | 0                  | 1      | 1          | 0                         | 0      | 0          | 0           | 1      | 1          |
| Italy                       | 4                  | 2      | 6          | 1                         | 0      | 1          | 5           | 2      | 7          |
| Ivory Coast                 | 17                 | 1      | 18         | 0                         | 0      | 0          | 17          | 1      | 18         |
| Japan                       | 0                  | 0      | 0          | 3                         | 2      | 5          | 3           | 2      | 5          |
| Jordan                      | 0                  | 0      | 0          | 1                         | 0      | 1          | 1           | 0      | 1          |
| Kenya                       | 29                 | 39     | 68         | 0                         | 0      | 0          | 29          | 39     | 68         |
| Korea, Republic of          | 3                  | 0      | 3          | 2                         | 0      | 2          | 5           | 0      | 5          |
| Laos                        | 0                  | 1      | 1          | 0                         | 0      | 0          | 0           | 1      | 1          |
| Luthiana                    | 0                  | 1      | 1          | 0                         | 0      | 0          | 0           | 1      | 1          |
| Malagasy Republic           | 2,534              | 1,062  | 3,596      | 191                       | 1      | 192        | 2,725       | 1,063  | 3,788      |
| Malaysia                    | 2                  | 3      | 5          | 0                         | 0      | 0          | 2           | 3      | 5          |
| Maldives                    | 1                  | 0      | 1          | 0                         | 0      | 0          | 1           | 0      | 1          |

**Table 35 (Cont'd) - Number of valid work permits and certificates of exemption by country of origin & sex, as at end of October 2022**

| Country of origin        | Valid Work Permits |              |               | Certificates of exemption |            |              | Grand Total   |              |               |
|--------------------------|--------------------|--------------|---------------|---------------------------|------------|--------------|---------------|--------------|---------------|
|                          | Male               | Female       | Both sexes    | Male                      | Female     | Both sexes   | Male          | Female       | Both sexes    |
| Mexico                   | 1                  | 0            | 1             | 0                         | 0          | 0            | 1             | 0            | 1             |
| Morocco                  | 2                  | 4            | 6             | 0                         | 0          | 0            | 2             | 4            | 6             |
| Mozambique               | 2                  | 0            | 2             | 1                         | 1          | 2            | 3             | 1            | 4             |
| Nepal                    | 567                | 9            | 576           | 56                        | 0          | 56           | 623           | 9            | 632           |
| Nigeria                  | 12                 | 0            | 12            | 0                         | 0          | 0            | 12            | 0            | 12            |
| Pakistan                 | 9                  | 0            | 9             | 0                         | 0          | 0            | 9             | 0            | 9             |
| Philippines              | 8                  | 15           | 23            | 23                        | 0          | 23           | 31            | 15           | 46            |
| Poland                   | 3                  | 0            | 3             | 0                         | 0          | 0            | 3             | 0            | 3             |
| Portugal                 | 1                  | 0            | 1             | 0                         | 0          | 0            | 1             | 0            | 1             |
| Rwanda                   | 1                  | 0            | 1             | 1                         | 2          | 3            | 2             | 2            | 4             |
| Senegal                  | 3                  | 2            | 5             | 0                         | 0          | 0            | 3             | 2            | 5             |
| Serbia                   | 0                  | 0            | 0             | 2                         | 0          | 2            | 2             | 0            | 2             |
| Seychelles               | 2                  | 0            | 2             | 3                         | 1          | 4            | 5             | 1            | 6             |
| Singapore                | 0                  | 0            | 0             | 7                         | 0          | 7            | 7             | 0            | 7             |
| South Africa             | 38                 | 7            | 45            | 5                         | 2          | 7            | 43            | 9            | 52            |
| South Korea              | 2                  | 0            | 2             | 0                         | 0          | 0            | 2             | 0            | 2             |
| Spain                    | 3                  | 1            | 4             | 0                         | 0          | 0            | 3             | 1            | 4             |
| Sri Lanka                | 339                | 176          | 515           | 1                         | 1          | 2            | 340           | 177          | 517           |
| Switzerland              | 3                  | 0            | 3             | 0                         | 0          | 0            | 3             | 0            | 3             |
| Syria                    | 2                  | 0            | 2             | 0                         | 0          | 0            | 2             | 0            | 2             |
| Taiwan                   | 2                  | 1            | 3             | 2                         | 0          | 2            | 4             | 1            | 5             |
| Tanzania                 | 2                  |              | 2             | 1                         | 0          | 1            | 3             | 0            | 3             |
| Thailand                 | 1                  | 4            | 5             | 0                         | 0          | 0            | 1             | 4            | 5             |
| Togo                     | 0                  | 0            | 0             | 1                         | 0          | 1            | 1             | 0            | 1             |
| Tunisia                  | 1                  | 2            | 3             | 0                         | 0          | 0            | 1             | 2            | 3             |
| Turkey                   | 3                  | 0            | 3             | 0                         | 0          | 0            | 3             | 0            | 3             |
| Uganda                   | 0                  | 3            | 3             | 2                         | 0          | 2            | 2             | 3            | 5             |
| United Kingdom           | 12                 | 4            | 16            | 10                        | 1          | 11           | 22            | 5            | 27            |
| United Arab of Emirates  | 0                  | 0            | 0             | 1                         | 0          | 1            | 1             | 0            | 1             |
| United States of America | 2                  | 3            | 5             | 4                         | 0          | 4            | 6             | 3            | 9             |
| Vietnam                  | 1                  | 0            | 1             | 0                         | 0          | 0            | 1             | 0            | 1             |
| Yemen                    | 1                  | 0            | 1             | 0                         | 0          | 0            | 1             | 0            | 1             |
| Zambia                   | 0                  | 1            | 1             | 1                         | 0          | 1            | 1             | 1            | 2             |
| Zimbabwe                 | 10                 | 5            | 15            | 2                         | 0          | 2            | 12            | 5            | 17            |
| <b>Total</b>             | <b>25,532</b>      | <b>4,801</b> | <b>30,333</b> | <b>6,336</b>              | <b>125</b> | <b>6,461</b> | <b>31,868</b> | <b>4,926</b> | <b>36,794</b> |

# SECTION II



## Section II - Rodrigues

### 1. Introduction

This section presents data on registered jobseekers for Rodrigues Island. The functioning of the Employment Information Centre in Rodrigues is similar to that in Mauritius.

### 2. Registered Unemployed

The number of registered unemployed as at the end of October 2022 was 3,909 (1,585 males and 2,324 females), while the number of registrants in employment amounted to 1,265 consisting of 578 males and 687 females (Table 1.1). 47% of the unemployed persons were aged between 16 and 29 years (Table 1.2).

**Table 1.1 - Number of registered Unemployed and In Employment jobseekers by sex, as at end October 2022**

| Registered Jobseekers | Male         | Female       | Both sexes   |
|-----------------------|--------------|--------------|--------------|
| Unemployed            | 1,585        | 2,324        | 3,909        |
| In Employment         | 578          | 687          | 1,265        |
| <b>Total</b>          | <b>2,163</b> | <b>3,011</b> | <b>5,174</b> |

**Table 1.2 - Number of registered unemployed and in employment by sex and age group, as at end October 2022**

| Age group      | Unemployed   |            |              |            |              |            | In employment |            |            |            |              |            |
|----------------|--------------|------------|--------------|------------|--------------|------------|---------------|------------|------------|------------|--------------|------------|
|                | Male         |            | Female       |            | Total        |            | Male          |            | Female     |            | Total        |            |
|                | Number       | %          | Number       | %          | Number       | %          | Number        | %          | Number     | %          | Number       | %          |
| <b>16 - 29</b> | 744          | 47         | 1,089        | 47         | 1,833        | 47         | 282           | 49         | 333        | 48         | 615          | 49         |
| <b>30 - 39</b> | 420          | 26         | 798          | 34         | 1,218        | 31         | 166           | 29         | 253        | 37         | 419          | 33         |
| <b>40+</b>     | 421          | 27         | 437          | 19         | 858          | 22         | 130           | 22         | 101        | 15         | 231          | 18         |
| <b>Total</b>   | <b>1,585</b> | <b>100</b> | <b>2,324</b> | <b>100</b> | <b>3,909</b> | <b>100</b> | <b>578</b>    | <b>100</b> | <b>687</b> | <b>100</b> | <b>1,265</b> | <b>100</b> |

The educational attainment of unemployed registrants was mainly in the category “Form I to V (including SC failed)” at 37%. Only 95 registrants had their Higher School Certificate. The length of

unemployment of 17% of the registered unemployed was less than 2 years, and about 66% had been looking for work for 5 years or more. The average length of registration worked out to 4.0 years (Tables 1.3 and 1.4).

**Table 1.3 - Registered unemployed jobseekers by qualification and sex, as at end of October 2022**

| Qualification                     | Male         |            | Female       |            | Total        |            |
|-----------------------------------|--------------|------------|--------------|------------|--------------|------------|
|                                   | Number       | %          | Number       | %          | Number       | %          |
| Education Nil + Std VI Failed     | 626          | 39         | 496          | 21         | 1,122        | 29         |
| Standard VI Passed                | 213          | 13         | 251          | 11         | 464          | 12         |
| Form I to V (including SC failed) | 486          | 31         | 956          | 41         | 1,442        | 37         |
| SC                                | 218          | 14         | 518          | 22         | 736          | 19         |
| HSC                               | 28           | 2          | 67           | 3          | 95           | 2          |
| Professional                      | 14           | 1          | 36           | 2          | 50           | 1          |
| <b>Total</b>                      | <b>1,585</b> | <b>100</b> | <b>2,324</b> | <b>100</b> | <b>3,909</b> | <b>100</b> |

As regards previous work experience, 588 registrants had, in the past, worked or were qualified to work as “Craft & related trades workers”. The proportion of those who have never worked and did not possess any technical or professional qualifications is higher among female unemployed; 14% of the latter have never worked, compared to 4% of males unemployed (Table 1.5).

### **3. New registrants and re-registrants**

For the month of October 2022, 23 new unemployed jobseekers have registered themselves consisting of 17 males and 6 females. The number of unemployed re-registrants and the number of unemployed jobseekers who reported for maintaining their registration are 53 (31 males and 22 females) and 898 (356 males and 542 females) respectively.

For in employment, there was 4 new registrants (3 males and 1 female) and 12 re-registrants (6 males and 6 females). 349 (161 males and 188 females) in employment registrants reported to the Employment Information Centres to maintain their registration (Table 1.6).

### **4. Registered unemployed with disabilities**

Among the 3,909 unemployed registrants, there were 11 persons with disabilities who were looking for work comprising of 5 males and 6 females (Table 1.7).

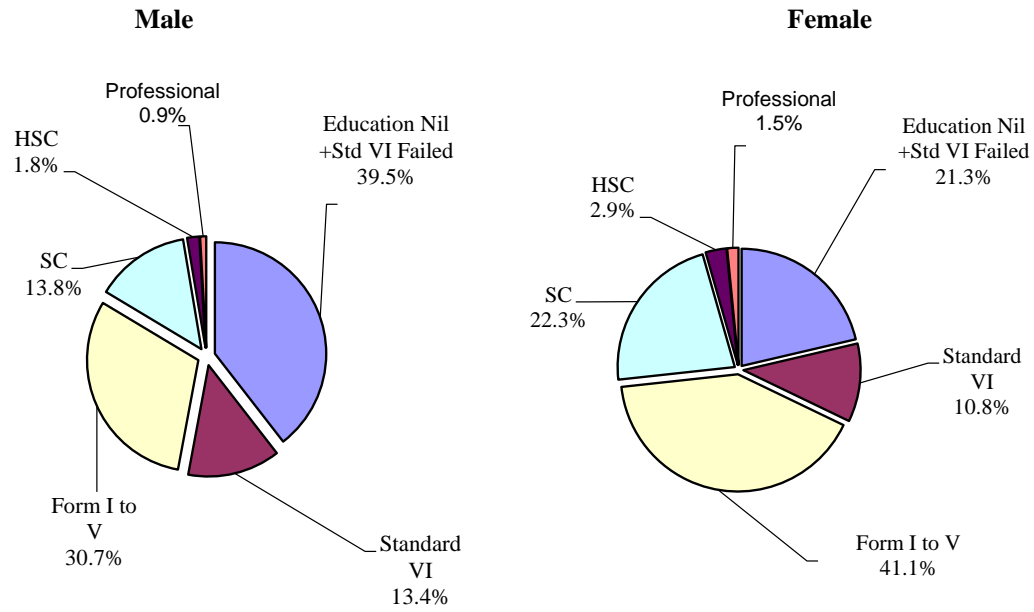
**Table 1.4 - Number of registered unemployed by qualification, length of registration, sex and age-group, Island of Rodrigues, as at end of October 2022**

| Qualification                           | Age-group<br>Length<br>of Registration | Male      |            |            |            |            | Female    |            |            |            |            | Both sexes |            |            |            |              |
|---|--|-----------|------------|------------|------------|------------|-----------|------------|------------|------------|------------|------------|------------|------------|------------|--------------|
|   |  | 16 - 19   | 20 - 29    | 30 - 39    | 40+        | Total      | 16 - 19   | 20 - 29    | 30 - 39    | 40+        | Total      | 16 - 19    | 20 - 29    | 30 - 39    | 40+        | Total        |
| Education Nil<br>+Std VI Failed         | Less than 1 year                       | 2         | 27         | 11         | 23         | 63         | 6         | 17         | 13         | 16         | 52         | 8          | 44         | 24         | 39         | 115          |
|   | 1 yr but < 2 yrs                       | 3         | 11         | 6          | 4          | 24         | 2         | 9          | 4          | 7          | 22         | 5          | 20         | 10         | 11         | 46           |
|   | 2 yrs but < 3 yrs                      | 0         | 6          | 2          | 6          | 14         | 0         | 7          | 1          | 5          | 13         | 0          | 13         | 3          | 11         | 27           |
|   | 3 yrs but < 4 yrs                      | 0         | 5          | 9          | 4          | 18         | 0         | 10         | 8          | 5          | 23         | 0          | 15         | 17         | 9          | 41           |
|   | 4 yrs but < 5 yrs                      | 0         | 6          | 4          | 6          | 16         | 0         | 11         | 17         | 11         | 39         | 0          | 17         | 21         | 17         | 55           |
|   | 5 yrs and above                        | 0         | 34         | 161        | 296        | 491        | 0         | 20         | 133        | 194        | 347        | 0          | 54         | 294        | 490        | 838          |
|   | <b>Total</b>                           | <b>5</b>  | <b>89</b>  | <b>193</b> | <b>339</b> | <b>626</b> | <b>8</b>  | <b>74</b>  | <b>176</b> | <b>238</b> | <b>496</b> | <b>13</b>  | <b>163</b> | <b>369</b> | <b>577</b> | <b>1,122</b> |
| Standard VI<br>(Passed)                 | Less than 1 year                       | 7         | 13         | 2          | 2          | 24         | 5         | 10         | 6          | 3          | 24         | 12         | 23         | 8          | 5          | 48           |
|   | 1 yr but < 2 yrs                       | 0         | 5          | 1          | 1          | 7          | 1         | 3          | 2          | 1          | 7          | 1          | 8          | 3          | 2          | 14           |
|   | 2 yrs but < 3 yrs                      | 0         | 7          | 1          | 0          | 8          | 0         | 6          | 1          | 0          | 7          | 0          | 13         | 2          | 0          | 15           |
|   | 3 yrs but < 4 yrs                      | 0         | 5          | 2          | 1          | 8          | 0         | 5          | 0          | 2          | 7          | 0          | 10         | 2          | 3          | 15           |
|   | 4 yrs but < 5 yrs                      | 0         | 12         | 1          | 0          | 13         | 0         | 17         | 4          | 4          | 25         | 0          | 29         | 5          | 4          | 38           |
|   | 5 yrs and above                        | 0         | 61         | 65         | 27         | 153        | 0         | 70         | 63         | 48         | 181        | 0          | 131        | 128        | 75         | 334          |
|   | <b>Total</b>                           | <b>7</b>  | <b>103</b> | <b>72</b>  | <b>31</b>  | <b>213</b> | <b>6</b>  | <b>111</b> | <b>76</b>  | <b>58</b>  | <b>251</b> | <b>13</b>  | <b>214</b> | <b>148</b> | <b>89</b>  | <b>464</b>   |
| Form I to V<br>(including SC<br>failed) | Less than 1 year                       | 23        | 46         | 5          | 2          | 76         | 22        | 43         | 2          | 1          | 68         | 45         | 89         | 7          | 3          | 144          |
|   | 1 yr but < 2 yrs                       | 9         | 43         | 2          | 0          | 54         | 15        | 32         | 3          | 0          | 50         | 24         | 75         | 5          | 0          | 104          |
|   | 2 yrs but < 3 yrs                      | 0         | 50         | 3          | 0          | 53         | 0         | 48         | 5          | 2          | 55         | 0          | 98         | 8          | 2          | 108          |
|   | 3 yrs but < 4 yrs                      | 0         | 24         | 1          | 3          | 28         | 0         | 55         | 4          | 2          | 61         | 0          | 79         | 5          | 5          | 89           |
|   | 4 yrs but < 5 yrs                      | 0         | 29         | 2          | 2          | 33         | 0         | 52         | 10         | 2          | 64         | 0          | 81         | 12         | 4          | 97           |
|   | 5 yrs and above                        | 0         | 95         | 110        | 37         | 242        | 0         | 202        | 348        | 108        | 658        | 0          | 297        | 458        | 145        | 900          |
|   | <b>Total</b>                           | <b>32</b> | <b>287</b> | <b>123</b> | <b>44</b>  | <b>486</b> | <b>37</b> | <b>432</b> | <b>372</b> | <b>115</b> | <b>956</b> | <b>69</b>  | <b>719</b> | <b>495</b> | <b>159</b> | <b>1,442</b> |

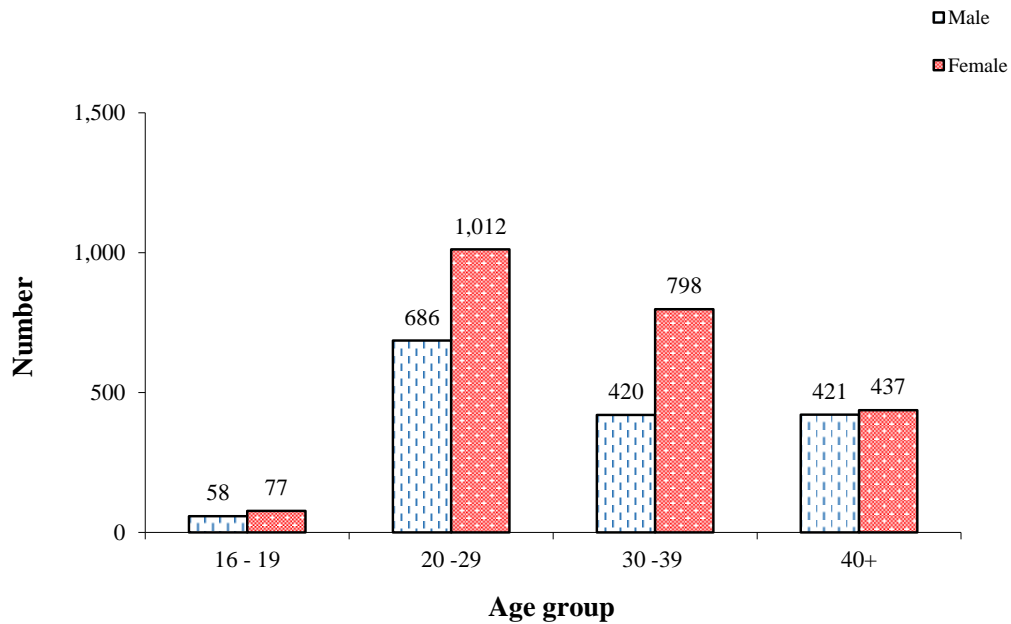
Table 1.4 (cont'd) - Number of registered unemployed by qualification, length of registration, gender and age group, Island of Rodrigues, as at end of October 2022

| Qualification      | Age-group<br>Length<br>of Registration | Male      |            |            |            |              | Female    |              |            |            |              | Both sexes |              |              |            |              |
|--------------------|--|-----------|------------|------------|------------|--------------|-----------|--------------|------------|------------|--------------|------------|--------------|--------------|------------|--------------|
|                    |  | 16 - 19   | 20 - 29    | 30 - 39    | 40+        | Total        | 16 - 19   | 20 - 29      | 30 - 39    | 40+        | Total        | 16 - 19    | 20 - 29      | 30 - 39      | 40+        | Total        |
| SC                 | Less than 1 year                       | 8         | 21         | 0          | 0          | 29           | 13        | 23           | 1          | 1          | 38           | 21         | 44           | 1            | 1          | 67           |
|                    | 1 yr but < 2 yrs                       | 5         | 19         | 0          | 0          | 24           | 11        | 28           | 0          | 0          | 39           | 16         | 47           | 0            | 0          | 63           |
|                    | 2 yrs but < 3 yrs                      | 1         | 21         | 0          | 0          | 22           | 0         | 43           | 0          | 1          | 44           | 1          | 64           | 0            | 1          | 66           |
|                    | 3 yrs but < 4 yrs                      | 0         | 23         | 3          | 0          | 26           | 0         | 33           | 1          | 1          | 35           | 0          | 56           | 4            | 1          | 61           |
|                    | 4 yrs but < 5 yrs                      | 0         | 16         | 1          | 1          | 18           | 0         | 25           | 3          | 0          | 28           | 0          | 41           | 4            | 1          | 46           |
|                    | 5 yrs and above                        | 0         | 69         | 25         | 5          | 99           | 0         | 161          | 153        | 20         | 334          | 0          | 230          | 178          | 25         | 433          |
|                    | <b>Total</b>                           | <b>14</b> | <b>169</b> | <b>29</b>  | <b>6</b>   | <b>218</b>   | <b>24</b> | <b>313</b>   | <b>158</b> | <b>23</b>  | <b>518</b>   | <b>38</b>  | <b>482</b>   | <b>187</b>   | <b>29</b>  | <b>736</b>   |
| HSC                | Less than 1 year                       | 0         | 9          | 0          | 0          | 9            | 2         | 14           | 0          | 0          | 16           | 2          | 23           | 0            | 0          | 25           |
|                    | 1 yr but < 2 yrs                       | 0         | 8          | 0          | 0          | 8            | 0         | 16           | 0          | 0          | 16           | 0          | 24           | 0            | 0          | 24           |
|                    | 2 yrs but < 3 yrs                      | 0         | 4          | 0          | 0          | 4            | 0         | 2            | 0          | 0          | 2            | 0          | 6            | 0            | 0          | 6            |
|                    | 3 yrs but < 4 yrs                      | 0         | 1          | 0          | 0          | 1            | 0         | 6            | 0          | 0          | 6            | 0          | 7            | 0            | 0          | 7            |
|                    | 4 yrs but < 5 yrs                      | 0         | 2          | 0          | 0          | 2            | 0         | 4            | 0          | 0          | 4            | 0          | 6            | 0            | 0          | 6            |
|                    | 5 yrs and above                        | 0         | 2          | 1          | 1          | 4            | 0         | 17           | 6          | 0          | 23           | 0          | 19           | 7            | 1          | 27           |
|                    | <b>Total</b>                           | <b>0</b>  | <b>26</b>  | <b>1</b>   | <b>1</b>   | <b>28</b>    | <b>2</b>  | <b>59</b>    | <b>6</b>   | <b>0</b>   | <b>67</b>    | <b>2</b>   | <b>85</b>    | <b>7</b>     | <b>1</b>   | <b>95</b>    |
| Professional       | Less than 1 year                       | 0         | 3          | 0          | 0          | 3            | 0         | 6            | 0          | 0          | 6            | 0          | 9            | 0            | 0          | 9            |
|                    | 1 yr but < 2 yrs                       | 0         | 2          | 0          | 0          | 2            | 0         | 1            | 0          | 0          | 1            | 0          | 3            | 0            | 0          | 3            |
|                    | 2 yrs but < 3 yrs                      | 0         | 1          | 0          | 0          | 1            | 0         | 2            | 0          | 0          | 2            | 0          | 3            | 0            | 0          | 3            |
|                    | 3 yrs but < 4 yrs                      | 0         | 0          | 0          | 0          | 0            | 0         | 1            | 0          | 0          | 1            | 0          | 1            | 0            | 0          | 1            |
|                    | 4 yrs but < 5 yrs                      | 0         | 1          | 0          | 0          | 1            | 0         | 3            | 0          | 0          | 3            | 0          | 4            | 0            | 0          | 4            |
|                    | 5 yrs and above                        | 0         | 5          | 2          | 0          | 7            | 0         | 10           | 10         | 3          | 23           | 0          | 15           | 12           | 3          | 30           |
|                    | <b>Total</b>                           | <b>0</b>  | <b>12</b>  | <b>2</b>   | <b>0</b>   | <b>14</b>    | <b>0</b>  | <b>23</b>    | <b>10</b>  | <b>3</b>   | <b>36</b>    | <b>0</b>   | <b>35</b>    | <b>12</b>    | <b>3</b>   | <b>50</b>    |
| <b>Grand Total</b> |  | <b>58</b> | <b>686</b> | <b>420</b> | <b>421</b> | <b>1,585</b> | <b>77</b> | <b>1,012</b> | <b>798</b> | <b>437</b> | <b>2,324</b> | <b>135</b> | <b>1,698</b> | <b>1,218</b> | <b>858</b> | <b>3,909</b> |

**Figure 7 - Registered unemployed (%) by educational attainment for Island of Rodrigues, as at end of October 2022**



**Figure 8 - Number of registered unemployed by age group & sex for Island of Rodrigues, as at end of October 2022**





**Table 1.5 - Number of registered unemployed by occupational group and sex, Island of Rodrigues, as at end of October 2022**

| Occupational group                               | Male         | Female       | Both sexes   |
|--|--------------|--------------|--------------|
| Managers   | 5            | 3            | 8            |
| Professionals                                    | 12           | 20           | 32           |
| Technicians & Associate Professionals            | 30           | 94           | 124          |
| Clerical support workers                         | 23           | 187          | 210          |
| Service & sales workers                          | 146          | 604          | 750          |
| Skilled agricultural, forestry & fishery workers | 176          | 71           | 247          |
| Craft & related trades workers                   | 354          | 234          | 588          |
| Plant & machine operators & assemblers           | 114          | 54           | 168          |
| Elementary occupations                           | 657          | 727          | 1,384        |
| New workers seeking employment                   | 68           | 330          | 398          |
| <b>Total</b>                                     | <b>1,585</b> | <b>2,324</b> | <b>3,909</b> |

**Table 1.6 - Number of Unemployed and In Employment new registrants, re-registrants & those who reported for maintaining their registration by sex, Island of Rodrigues, October 2022**

| Type of registration | Unemployed |            |            | In Employment |            |            | Total      |            |              |
|----------------------|------------|------------|------------|---------------|------------|------------|------------|------------|--------------|
|                      | Male       | Female     | Both sexes | Male          | Female     | Both sexes | Male       | Female     | Both sexes   |
| New Registration     | 17         | 6          | 23         | 3             | 1          | 4          | 20         | 7          | 27           |
| Re-registration      | 31         | 22         | 53         | 6             | 6          | 12         | 37         | 28         | 65           |
| Reported             | 356        | 542        | 898        | 161           | 188        | 349        | 517        | 730        | 1,247        |
| <b>Total</b>         | <b>404</b> | <b>570</b> | <b>974</b> | <b>170</b>    | <b>195</b> | <b>365</b> | <b>574</b> | <b>765</b> | <b>1,339</b> |

**Table 1.7 - Number of registered unemployed with disabilities by nature of disability and sex, Island of Rodrigues, as at end of October 2022**

| <b>Nature of disability</b>                      | <b>Male</b> | <b>Female</b> | <b>Both sexes</b> |
|--|-------------|---------------|-------------------|
| Abnormal movement of body parts                  | 0           | 2             | 2                 |
| Deaf and Dumb                                    | 1           | 0             | 1                 |
| Deformation of body parts since birth            | 1           | 0             | 1                 |
| Disabled following surgical operation or illness | 1           | 1             | 2                 |
| Epileptic  | 1           | 1             | 2                 |
| Partly Blind                                     | 1           | 1             | 2                 |
| Partly Deaf                                      | 0           | 1             | 1                 |
| <b>Total</b>                                     | <b>5</b>    | <b>6</b>      | <b>11</b>         |

## GLOSSARY

***Active Population or Labour Force*** - active population or labour force is made up of employed and unemployed population.

***Activity Rate*** - activity rate is the ratio (%) of labour force to population aged 16+ (active and inactive population)

***Back to Work Programme (BTWP)*** - a programme launched in June 2015, is meant for women above 35 years of age to enable them take up or resume employment. All women should register first as unemployed at the EIC before applying at BTWP.

***Certificate of Exemption***- the Employment (Non-Citizens) (Restriction) Exemptions Regulations 1970, stipulates that certain categories of expatriates are exempted from a work permit during his/her period of employment in Mauritius.

***De-Registration*** - jobseekers who fail to maintain their registration during the month and consequently their applications are removed from the live register and placed in a dormant register.

***Disability*** - any limitation to perform a daily life activity in a manner considered normal for persons of their age.

***Dual Training Programme (DTP)*** - a programme launched in 2015 is a mix of practical on-the-job training and classroom studies. The main objective of the DTP is to address the problem of skills mismatch in the labour market and to ensure the availability of skilled manpower for employers.

***Educational attainment*** - the highest level of education completed, whereas for persons attending school, it refers to the standard, form or course being attended.

***Employment*** - employed population aged 16 years and above (16+) who have worked for pay, profit or family gain for at least one hour during the reference week of a month. It includes those who are temporarily absent from work for reasons such as leave with pay, leave without pay and temporary disorganisation of work (bad weather, breakdown of equipment, lack of order, etc.).

***Employment Information Centres (EIC)*** - the thirteen public Employment Office found in Mauritius and one in Rodrigues where among others attention is being given to jobseekers.

**Industrial Group** - the national classification based on ISIC (International Industrial Classification of Economic Activities) Rev 3 of United Nations is the reference classification of productive activities. Its main purpose is to provide a set of activity categories that can be utilised for the collection and reporting of statistics according to such activities.

**In-employment jobseekers at EIC** - persons who are in some sort of employment and are in search of a well remunerated or secured job.

**Inflation rate** - inflation rate as measured by the Consumer Price Index (CPI) is the percentage change in the level of prices from one period to another. It is measured by comparing the average level of prices during a twelve-month period with the average level during the corresponding previous twelve-month period. The CPI is an indicator of changes over time in the general level of goods and services acquired by Mauritian consumers.

**Jobseeker** - Any citizen of Mauritius aged 16 years and above who is actively looking for employment and is available to work.

**Job Management System** - The website of the National Employment Department, where employers and jobseekers interact freely. The website <https://mauritiusjobs.govmu.org> was launched in June 2014. Jobseekers register their Curriculum Vitae (CV) and apply for jobs; while employers input vacancies and search for candidates.

**Labour migration** - The movement of people from one country to another for employment in a better environment.

**Live Register** - the database of jobseekers who are registering at the National Employment Department.

**Magazine de L'Emploi et des Metiers** - A television programme for broadcast of vacancies and information on the world of work. It also includes radio talk shows and debates on television relating to the labour market.

**New registrant** - a jobseeker who apply for registration for the first time at the National Employment Department.

**New and renewed work permit** - Each time when enterprises initially apply for the work permit of foreign workers for the first time at the Ministry of Labour, Human Resource Development and

Training and employ them for the first time, the work permit is considered as new. In case the foreigners move from the actual enterprise for another enterprise, the valid work permit is cancelled and again a new work permit rather than renewed work permit is issued. But in case of expiry of the current work permit and the foreign worker is still working for the same enterprise, the work permit is renewed. Applications should be submitted two months prior to the expiry of the current work permit. Applications for renewal of work permits received after expiry of current work permits is not accepted

**Occupational Group** - the National Classification of Occupations 2009 (NCO-09) adopted from International Standards Classification of Occupations 2008 (ISCO-08) which is a document of the International Labour Organisation (ILO) and is a tool for organising jobs in a clearly defined set of groups and according to the specificity of the tasks and duties undertaken in the job.

**Placement** - the offer of a decent and remunerative job/internship to a jobseeker.

**Public Sector** - It comprises of organisations that are owned and operated by Government and exist to provide services for its citizens.

**Real Gross Domestic Product (GDP) Growth Rate** - the rate of change that GDP at basic prices (amount receivable by the producer exclusive of taxes and inclusive of subsidies on products) changes/grows from one year to another after removing price effect. GDP is the aggregate money value of all goods and services produced within a country out of economic activity during a specified period, usually a year, before provision for the consumption of fixed capital.

**Registered unemployed and in-employment at EIC** - Only those persons who actively and continuously maintain their registration at EIC are included as registered. The live register comprise of new registrants, re-registrants and those maintaining their registration.

**Reported** - jobseekers who are maintaining their names on the live register of the National Employment Department.

**Re-registrants** - those who have ceased registration for a period not exceeding two years, and come back to be re-admitted on the live register. If the break is more than two years then the case will be considered as a new one.

**Trainee Engineer Scheme** – Government announced a special scheme in the Budget Programme 2016 – 2017. The scheme aimed at providing practical training for graduates in Engineering in order to enable

them to qualify for registration with the Council of Registered Professional Engineers (CRPE) of Mauritius and to operate as full-fledged Engineers.

***Unemployment (Continuous Multi-Purpose Household Survey)*** - unemployment population comprise all Mauritians aged 16+ who are not working but who are looking for work and are available for work during the reference period.

***Unemployed registered jobseekers at EIC*** - jobseekers aged 16 years and above registered as unemployed at EIC who are without work, currently available for work and actively seeking for work limited to Mauritian citizen residing in Mauritius and Rodrigues Island.

***Unemployment rate*** - unemployment rate is the ratio (%) of unemployment to labour force.

***Vacancy*** - a position in an enterprise that is vacant and a call for suitable candidate is being made.

***Valid work permit*** - The non-citizens (Employment Restriction) Act 1973, stipulates that a non-citizen shall not engage in any occupation in Mauritius for reward or profit or be employed in Mauritius unless there is in force in relation to him a valid permit and he engages in the occupation, or is employed in accordance with any condition which may be specified in the permit. The Act also stipulates that “no person shall have a non-citizen in his employment in Mauritius without there being in force a valid permit in relation to that employment.”

***Work Permit*** - a legal document authorising a person under certain conditions to take employment in Mauritius.

***Workfare Programme*** - The Workfare Programme (WP) was initiated by Government to protect laid off workers in the difficult phase of their lives by providing them financial relief and assistance in terms of job placement, training /re-skilling and starting up a business. It has been incorporated in the new Labour Laws under the Employment Rights Act 2008 and became effective following proclamation of the Act on 02 February 2009.

***Youth Employment Programme (YEP)*** - a programme which started in 2013 for unemployed youth aged between 16 and 35 years and provides them with training and placement in an enterprise for an initial period of one year with the possibility of one additional year of placement with another enterprise. All youth should register first as unemployed at the EIC before applying at YEP.



## **NATIONAL EMPLOYMENT DEPARTMENT**

11<sup>th</sup> Floor, Victoria House,  
C/r St Louis & Barracks Streets,  
Port-Louis

■ Mauritius Jobs  
405 0129  
<https://mauritiusjobs.govmu.org/>

■ Back To Work Programme  
405 0120 / 405 0121  
[www.backtowork.mu](http://www.backtowork.mu)

■ Dual Training Programme  
405 0123  
<https://mauritiusjobs.govmu.org/>

■ Youth Employment Programme  
405 0111 / 36  
405 0185 / 82  
[www.yep.mu](http://www.yep.mu)

■ Labour Market Information System  
405 0126 / 27  
<https://mauritiusjobs.govmu.org/>

■ Trainee Engineer Scheme  
405 0131 / 405 0122  
<https://mauritiusjobs.govmu.org/>